

# MODULAR CONTAINER OFFICES

## DESCRIPTION

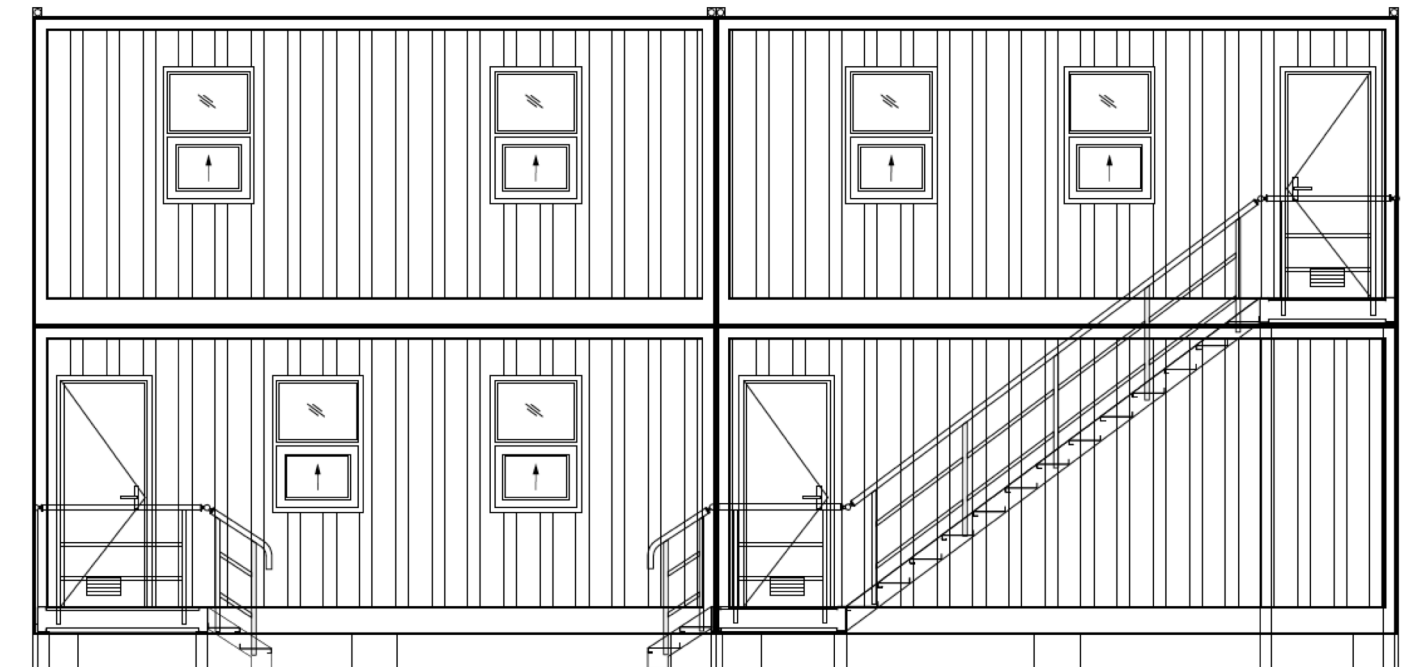
**NEVER USED, NEVER ASSEMBLED**—17 prefabricated modular office buildings (256 m<sup>2</sup>) with restroom facilities

This system includes the following main features:

- Air conditioning units
- Ventilation equipment, fans
- Toilets, sinks, and all plumbing fixtures
- Electrical panels and wiring: each building distribution panel is supplied with 3 Phase 400V, 50 HZ
- Lighting Fixtures
- Rock wool insulation (40KG/M3)
- 124mm external wall thickness

**\*PLEASE SEE APPENDIX FOR DETAILED EQUIPMENT LIST\***

<b>ID</b>	10C-AR-07
<b>OEM</b>	DORCE
<b>YOM</b>	2015
<b>LOCATION</b>	WAREHOUSE, DUNKIRK FRANCE
<b>CONDITION</b>	NEVER USED
<b>PACKAGING</b>	ORIGINAL PACKAGING



**YOU MINE. WE SELL.**

+1 (530) 534-7965  
[info@amking.com](mailto:info@amking.com)

Pre-Owned Mining, Processing & Construction Equipment Since 1979i

**APPENDIX A**  
**MODULAR CONTAINER OFFICES**  
**BUILDING FLOOR PLANS**  
**11 MODELS**



**YOU MINE. WE SELL.**

+1 (530) 534-7965  
[info@amking.com](mailto:info@amking.com)

Pre-Owned Mining, Processing & Construction Equipment Since 1979i

Name of the Project			
PO Reference	DORCE-LIST-EQP-		
Document Reference			
Sec.Document Reference			
Document Revision			
Revision Date			
Document Item	: Equipment List		
Document Name			Page : 1 of 1

### A) OFFICES (B143-15)

#	Materials	Unit	Qty
1	18.000 BTU(5,23kW) A/C-2	ea	1
2	18.000 BTU(5,23kW) A/C-2 OUTDOOR UNIT	ea	1

### B) TOILETS&OFFICES (B143-100)(B143-200)

#	Materials	Unit	Qty
1	18.000 BTU(5,23kW) A/C-2	ea	1
2	Exhaust Fan (160m3/h)Wall Type	ea	2
3	18.000 BTU(5,23kW) A/C-2 OUTDOOR UNIT	ea	1

### C ) TOILETS&OFFICES (B143-101)(B143-102) (B143-201)

#	Materials	Unit	Qty
1	18.000 BTU(5,23kW) A/C-2	ea	3
2	Exhaust Fan (160m3/h)Wall Type	ea	2
3	18.000 BTU(5,23kW) A/C-2 OUTDOOR UNIT	ea	3

### D) OFFICES (B143-B104)

#	Materials	Unit	Qty
1	12.000 BTU(3,48kW) A/C-1	ea	1
2	12.000 BTU(3,48kW) A/C-1 OUTDOOR UNIT	ea	1

### E ) TOILETS (B143-B114)

#	Materials	Unit	Qty
1	Exhaust Fan (160m3/h)Wall Type	ea	2

### F) OFFICES (B143-B105)

#	Materials	Unit	Qty
1	12.000 BTU(3,48kW) A/C-1	ea	1
2	12.000 BTU(3,48kW) A/C-1 OUTDOOR UNIT	ea	1

### G ) TOILETS (B143-115)

#	Materials	Unit	Qty
1	Exhaust Fan (160m3/h)Wall Type	ea	2

### H ) TOILETS&OFFICES (B143-110)(B143-210)

#	Materials	Unit	Qty
1	18.000 BTU(5,23kW) A/C-2	ea	1
2	Exhaust Fan (160m3/h)Wall Type	ea	2
3	18.000 BTU(5,23kW) A/C-2 OUTDOOR UNIT	ea	1

### I ) TOILETS&OFFICES (B143-111)(B143-112) (B143-211)

#	Materials	Unit	Qty
1	18.000 BTU(5,23kW) A/C-2	ea	3
2	Exhaust Fan (160m3/h)Wall Type	ea	2
3	18.000 BTU(5,23kW) A/C-2 OUTDOOR UNIT	ea	3

### J) OFFICES (B800-04)

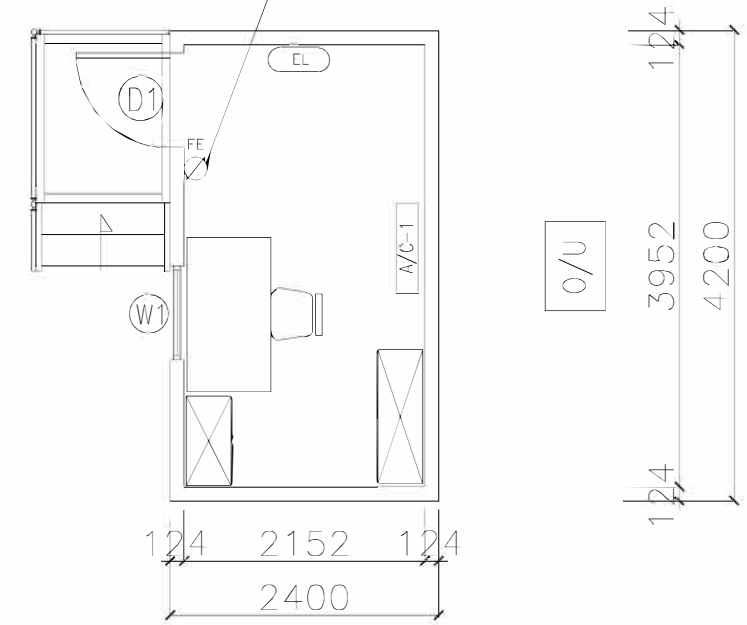
#	Materials	Unit	Qty
1	12.000 BTU(3,48kW) A/C-1	ea	1
2	12.000 BTU(3,48kW) A/C-1 OUTDOOR UNIT	ea	1

### K) OFFICES (B800-05)

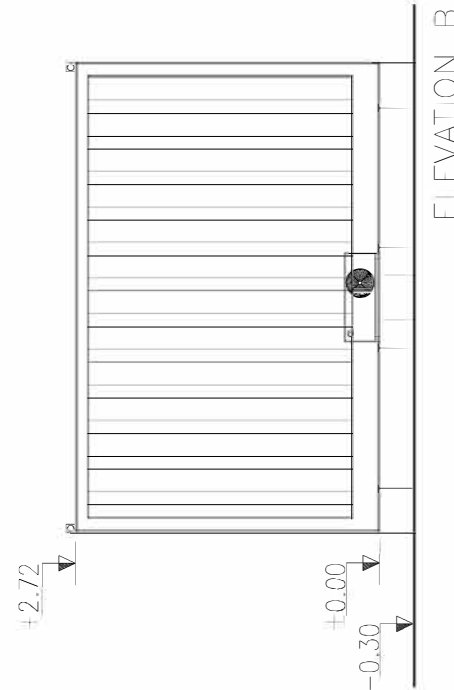
#	Materials	Unit	Qty
1	12.000 BTU(3,48kW) A/C-1	ea	1
2	12.000 BTU(3,48kW) A/C-1 OUTDOOR UNIT	ea	1

NOTE: Please refer material approval files for mark and type of equipments.

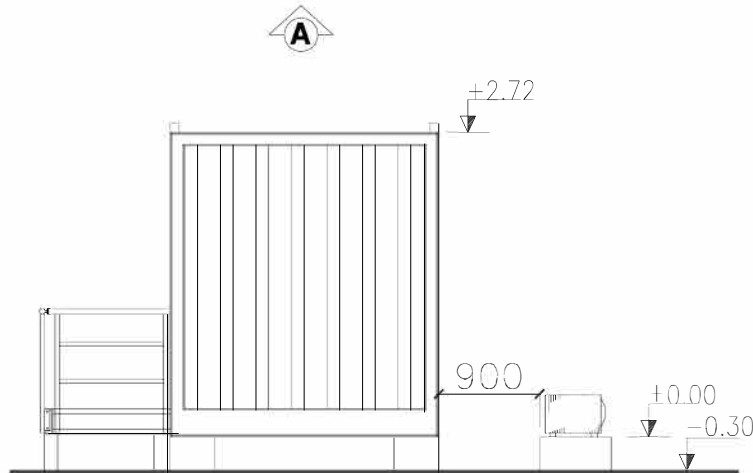
"these fire extinguisher will be supplied by TSU"



B



ELEVATION B



ELEVATION A

NOTE		
CODE	DIMENSIONS (mm)	NAME
D1	840/2030	EXTERNAL DOOR W/GRILLE
D2	740/1980	INTERNAL DOOR
D3	640/1980	WC DOOR (WOODEN)
D3A	640/1980	WC DOOR (CEMENT BOARD)
D4	1720/2030	DOUBLE EXTERNAL DOOR
D5	1480/1980	DOUBLE INTERNAL DOOR
W1	840/1200	VERTICAL SLIDING WINDOW
W2	800/400	BAND WINDOW

A/C-1	12.000 BTU SPLIT A/C (3.48 kw)	1 UNIT
U/D	OUT DOOR UNIT (798X540X320 cm)	1 UNIT
E	EMERGENCY LIGHT	1 UNIT

Rev. No.	Date	Rev. No.	Date
1	Rev.1 09.11.2012	8	
2	Rev.2 20.12.2012	9	
3	Rev.3 26.04.2013	10	
4	Rev.4 06.05.2013	11	
5	Rev.5 24.07.2013	12	
6	Rev.6 23.10.2013	13	
7	Rev.7 28.01.2014	14	

Drawn by :	SENIZ BICER
Reviewed by :	BUSRA BALTASI
Drwg.Number :	T1589-J/A01
Sheet Size :	A4
Plot Scale :	-
Dimension Type:	Millimeter
Proposal Number:	T1589
Proposal Date:	16.08.2012
Approval Date:	

Status	Proposal	Ready For Construction
	X	

Project Name

General Arrangement Drawings  
OFFICES (B800-04)

Quantity:	1
-----------	---

Product Type:	DEMOUNTABLE CONTAINER
---------------	-----------------------

Area:	10.08 M2
-------	----------

Company Logo

**TSU**


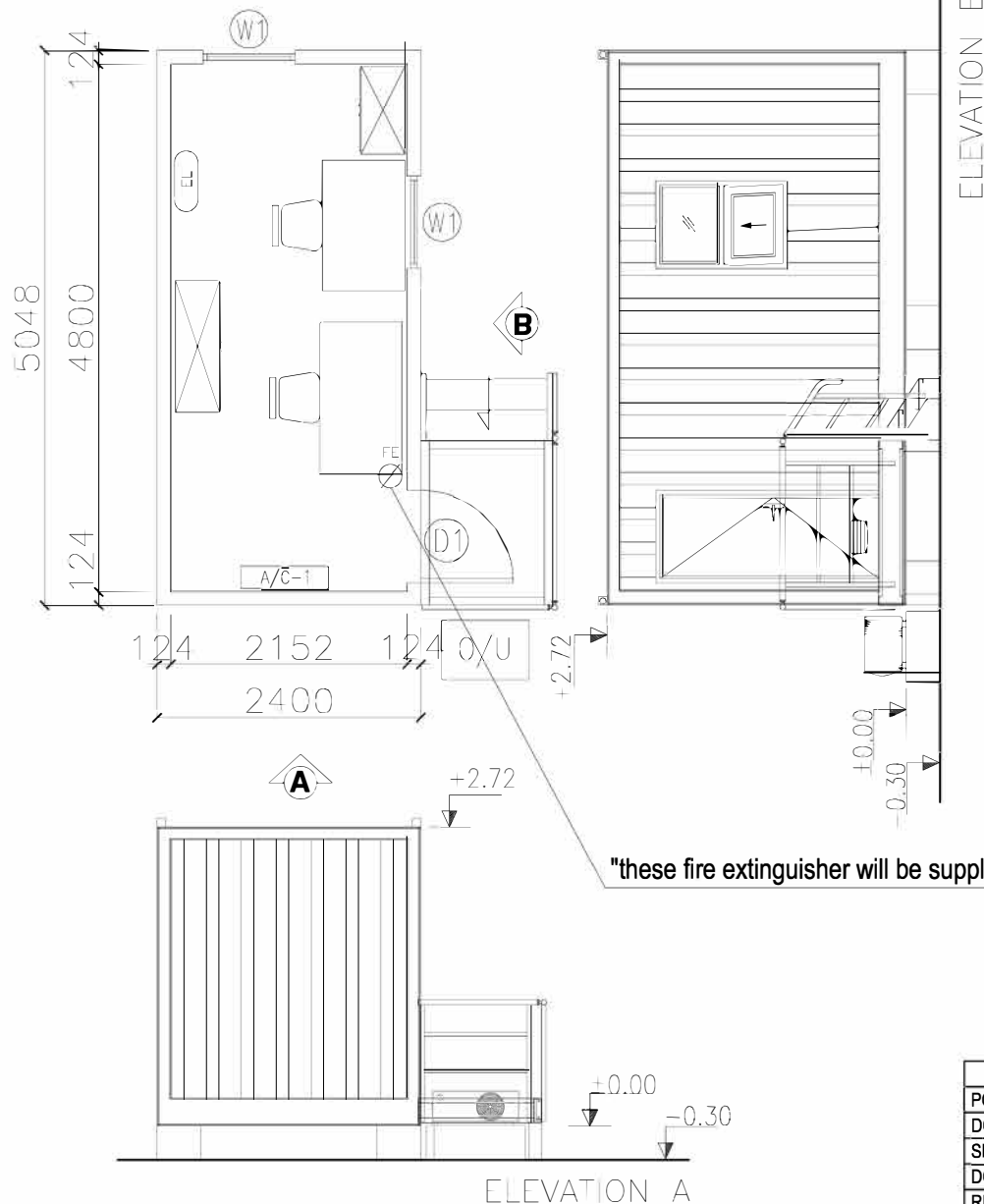
PO n° 9636Z-0141-PO-2000-001-IM-2003
DOC REF : DORCE-IMDW-0028-A01
SEC DOC REF : 9806J-0000-DW-2000-00210
DOC REV : D
REV DATE : 28-JAN-2014
DOC ITEM : *A2001
SHEET 1/1

**DORCE**

PREFABRICATED BUILDING  
& CONSTRUCTION INDUSTRY TRADE INC.

TEL: 90 (312) 472 82 10 (Pbx)  
FAX: 90 (312) 472 82 18-19  
E-MAIL: dorce@dorce.com.tr  
WEB: www.dorce.com.tr

THIS DRAWING IS PREPARED FOR TENDERPROPOSAL PURPOSES ONLY. MINOR CHANGES AT DIMENSIONS AND ARRANGEMENTS MAY BE APPLIED IN ACCORDANCE WITH STANDARDS OF THE SUPPLIER AT THE PRODUCTION STAGE WITH THE CLIENTS APPROVAL.



NOTE		
CODE	DIMENSIONS (mm)	NAME
D1	840/2030	EXTERNAL DOOR W/GRILLE
D2	740/1980	INTERNAL DOOR
D3	640/1980	WC DOOR (WOODEN)
D3A	640/1980	WC DOOR (CEMENT BOARD)
D4	1720/2030	DOUBLE EXTERNAL DOOR
D5	1480/1980	DOUBLE INTERNAL DOOR
W1	840/1200	VERTICAL SLIDING WINDOW
W2	800/400	BAND WINDOW

A/C-1	12.000 BTU SPLIT A/C (3,48 kw)	1 UNIT
OU	OUT DOOR UNIT (798X540X320 cm)	1 UNIT
EL	EMERGENCY LIGHT	1 UNIT

Rev. No.	Date	Rev. No.	Date
1	Rev.1 09.11.2012	8	
2	Rev.2 20.12.2012	9	
3	Rev.3 26.04.2013	10	
4	Rev.4 06.05.2013	11	
5	Rev.5 04.07.2013	12	
6	Rev.6 23.10.2013	13	
7	Rev.7 28.01.2014	14	

Drawn by :	SENIZ BICER				
Reviewed by :	BUSRA BALTASI				
Drwg. Number :	T1589-F/A01				
Sheet Size :	A4				
Plot Scale :	-				
Dimension Type :	Millimeter				
Proposal Number :	T1589				
Proposal Date :	16.08.2012				
Approval Date :					
Status	<table border="1"> <tr> <td>Proposal</td> <td>Ready For Construction</td> </tr> <tr> <td>X</td> <td></td> </tr> </table>	Proposal	Ready For Construction	X	
Proposal	Ready For Construction				
X					

Project Name

Building Name / Drawing Name  
**General Arrangement Drawings  
OFFICES (B143-105)**

Quantity: 1

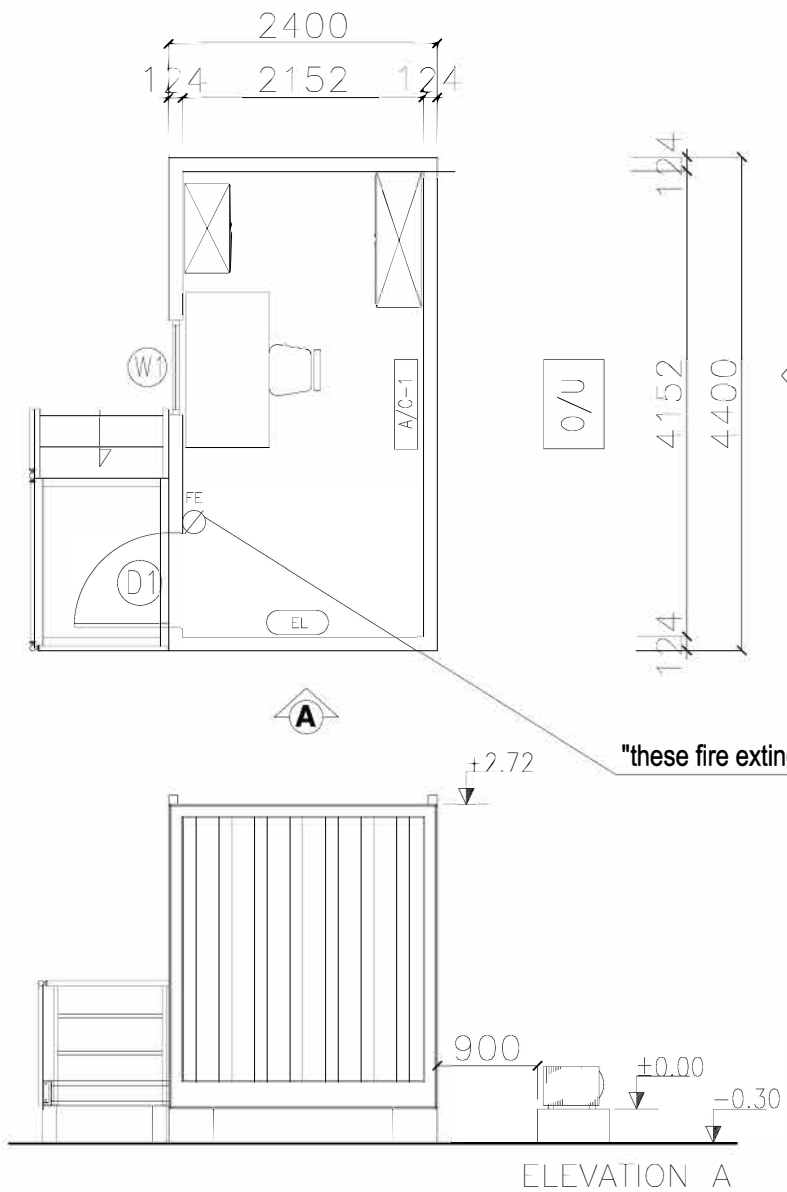
Product Type: DEMOUNTABLE CONTAINER

Area: 12.12 M2

Company Logo  
**TSU**

PO n°
DOC REF : DORCE-IMDW-0024-A01
SEC DOC REF : 9806J-0000-DW-2000-00206
DOC REV : D
REV DATE : 28-JAN-2014
DOC ITEM : *A2001
SHEET 1/1

**DORCE**  
 PREFABRICATED BUILDING  
 & CONSTRUCTION INDUSTRY TRADE INC.  
 TEL: 90 (312) 472 82 10 (Pbx)  
 FAX: 90 (312) 472 82 18-19  
 E-MAIL: dorces@dorces.com.tr  
 WEB: www.dorces.com.tr



PO n° 9636Z-0141-PO-2000-001-IM-2003  
 DOC REF : DORCE-IMDW-0029-A01  
 SEC DOC REF : 9806J-0000-DW-2000-00211  
 DOC REV : D  
 REV DATE : 28-JAN-2014  
 DOC ITEM : \*A2001  
 SHEET 1/1

NOTE

CODE	DIMENSIONS (mm)	NAME
D1	840/2030	EXTERNAL DOOR W/GRILLE
D2	740/1980	INTERNAL DOOR
D3	640/1980	WC DOOR (WOODEN)
D3A	640/1980	WC DOOR (CEMENT BOARD)
D4	1720/2030	DOUBLE EXTERNAL DOOR
D5	1480/1980	DOUBLE INTERNAL DOOR
W1	840/1200	VERTICAL SLIDING WINDOW
W2	800/400	BAND WINDOW

	12.000 BTU SPLIT A/C (3.48 kw)	1 UNIT
	OUT DOOR UNIT (798X540X320 cm)	1 UNIT
	EMERGENCY LIGHT	1 UNIT

Rev. No.	Date	Rev. No.	Date
1	Rev.1 09.11.2012	8	
2	Rev.2 20.12.2012	9	
3	Rev.3 26.04.2013	10	
4	Rev.4 06.05.2013	11	
5	Rev.5 24.07.2013	12	
6	Rev.6 23.10.2013	13	
7	Rev.7 28.01.2014	14	

Drawn by : SENIZ BICER  
 Reviewed by : BUSRA BALTASI  
 Drwg.Number : T1589-K/A01  
 Sheet Size : A4  
 Plot Scale : -  
 Dimension Type : Millimeter  
 Proposal Number : T1589  
 Proposal Date : 16.08.2012  
 Approval Date :  
 Status : 

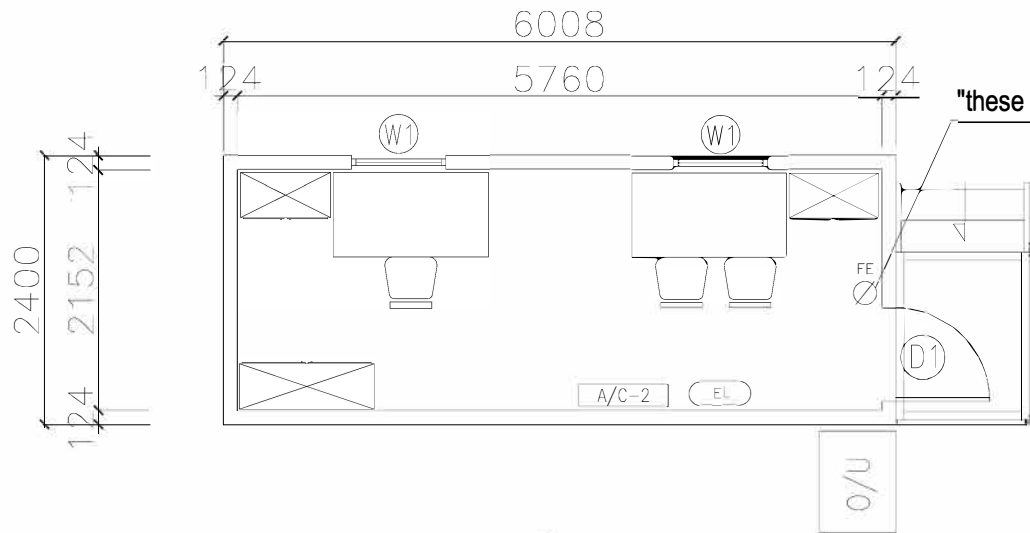
Proposal	Ready For Construction
X	

Project Name  
 Building Name Drawing Name  
**General Arrangement Drawings  
 OFFICES (B800-05)**

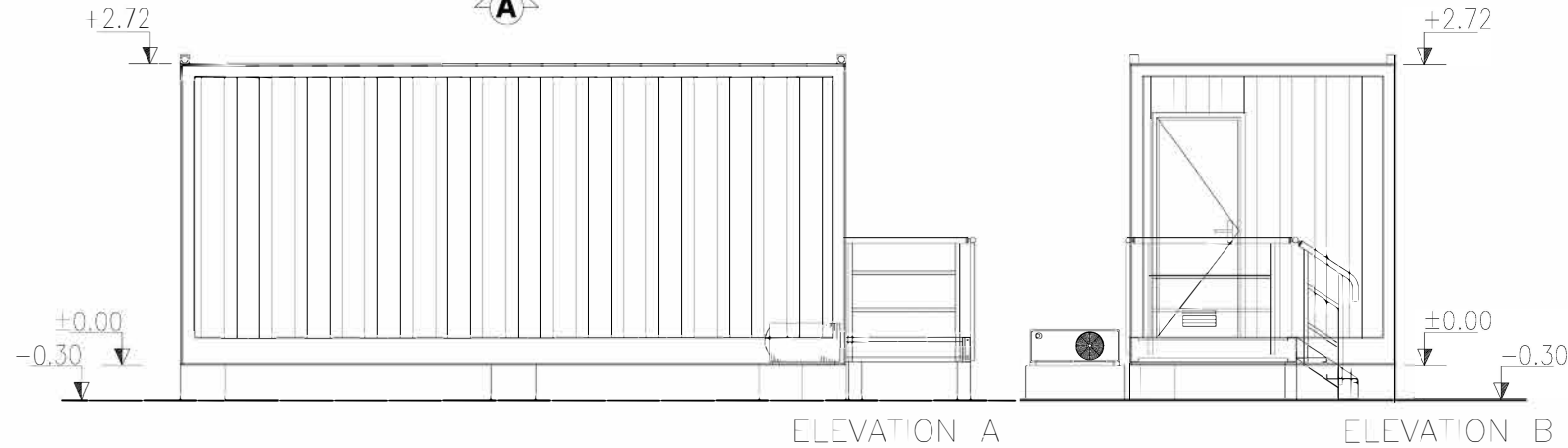

Quantity : 1  
 Product Type : DEMOUNTABLE CONTAINER  
 Area : **10.56 M2**

Compa nyo  
**TSU**

**DORCE**  
 PREFABRICATED BUILDING  
 & CONSTRUCTION INDUSTRY TRADE INC.  
 TEL: 90 (312) 472 82 10 (Pbx)  
 FAX: 90 (312) 472 82 18-19  
 E-MAIL: dorce@dorce.com.tr  
 WEB: www.dorce.com.tr



"these fire extinguisher will be supplied by TSU"



NOTE		
CODE	DIMENSIONS (mm)	NAME
D1	840/2030	EXTERNAL DOOR W/GRILLE
D2	740/1980	INTERNAL DOOR
D3	640/1980	WC DOOR (WOODEN)
D3A	640/1980	WC DOOR (CEMENT BOARD)
D4	1720/2030	DOUBLE EXTERNAL DOOR
D5	1480/1980	DOUBLE INTERNAL DOOR
W1	840/1200	VERTICAL SLIDING WINDOW
W2	800/400	BAND WINDOW

A/C-2	18.000 BTU SPLIT A/C(5,23 kw)	1 UNIT
W1	OUT DOOR UNIT(913X680X378 cm)	1 UNIT
EL	EMERGENCY LIGHT	1 UNIT

Rev. No.	Date	Rev. No.	Date
1	Rev.1 09.11.2012	8	
2	Rev.2 20.12.2012	9	
3	Rev.3 26.04.2013	10	
4	Rev.4 0605.2013	11	
5	Rev.5 04.07.2013	12	
6	Rev.6 23.10.2013	13	
7	Rev.7 28.01.2014	14	

Drawn by :	SENIZ BICER
Reviewed by :	BUSRA BALTASI
Drwg.Number :	T1589-A/A01
Sheet Size :	A4
Plot Scale :	-
Dimension Type:	Millimeter
Proposal Number:	T1589
Proposal Date:	16.08.2012
Approval Date:	
Status	<input checked="" type="checkbox"/> Proposal <input type="checkbox"/> Ready For Construction

Building Name:   
 General Arrangement Drawings

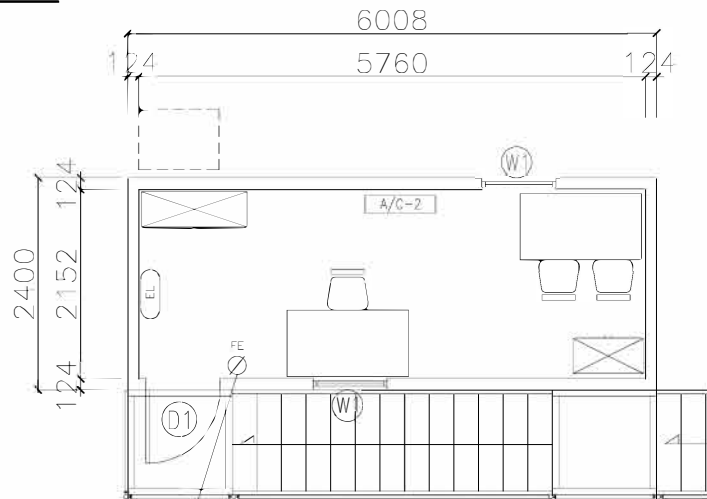
**OFFICES (B143-15)**  
3

Quantity:	1
Product Type:	DEMOUNTABLE CONTAINER
Area:	<b>14.42 m2</b>

Co mp any Logo

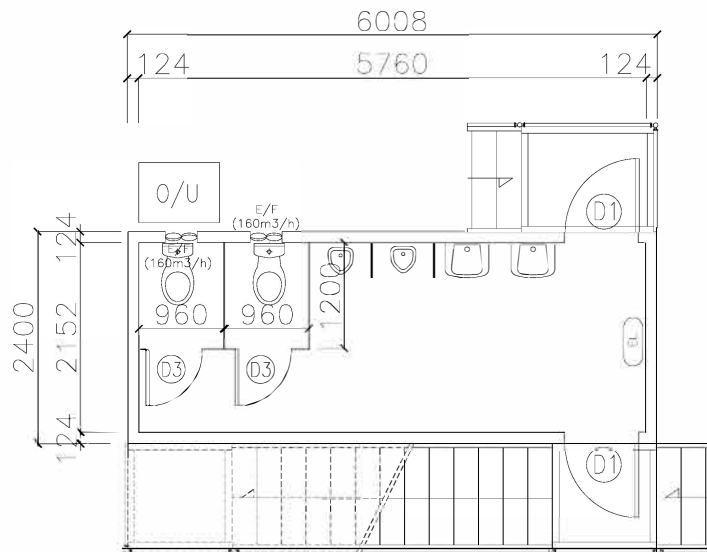
**DORCE**  
 PREFABRICATED BUILDING  
 & CONSTRUCTION INDUSTRY TRADE INC.  
 TEL: 90 (312) 472 82 10 (Pbx)  
 FAX: 90 (312) 472 82 18-19  
 E-MAIL: dorce@dorce.com.tr  
 WEB: www.dorce.com.tr

THIS DRAWING IS PREPARED FOR TENDER/PROPOSAL PURPOSES ONLY. MINOR CHANGES AT DIMENSIONS AND ARRANGEMENTS MAY BE APPLIED IN ACCORDANCE WITH STANDARDS OF THE SUPPLIER AT THE PRODUCTION STAGE WITH THE CLIENTS APPROVAL.

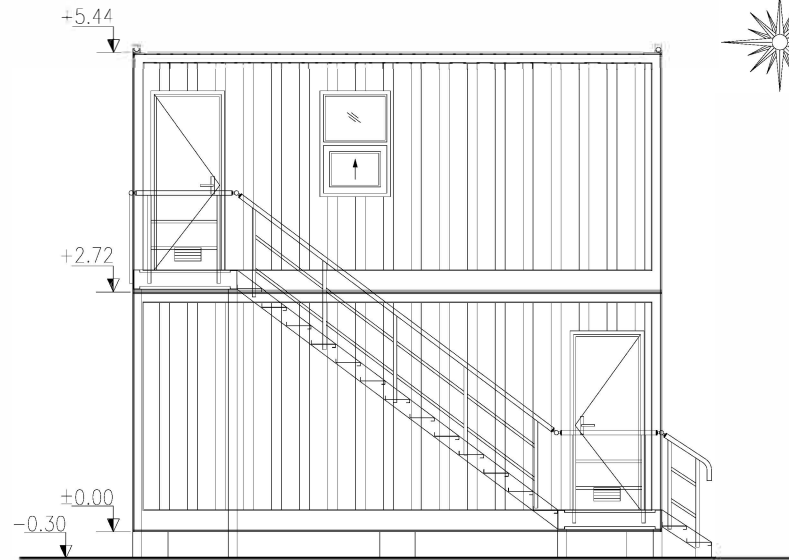


**FIRST FLOOR PLAN**  
AREA :14.42 M2

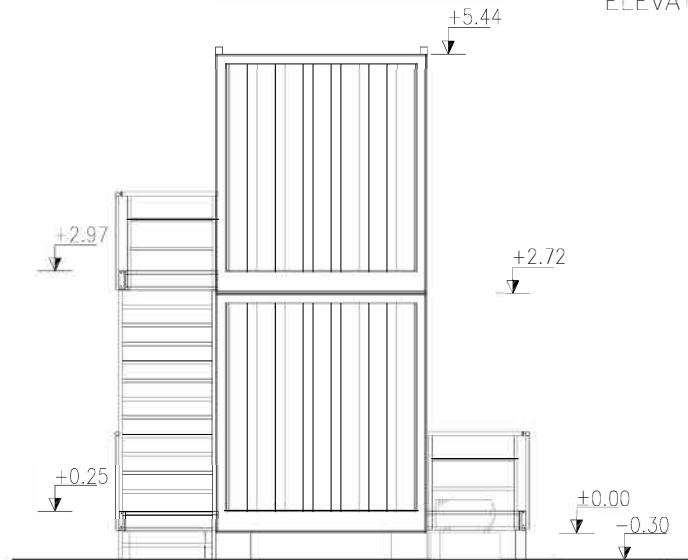
"these fire extinguisher will be supplied by TSU"




**GROUND FLOOR PLAN**  
AREA :14.42 M2



ELEVATION A



ELEVATION B



NOTE		
CODE	DIMENSIONS (mm)	NAME
D1	840/2030	EXTERNAL DOOR WGRILLE
D2	740/1980	INTERNAL DOOR
D3	840/1980	WC DOOR (WOODEN)
D3A	840/1980	WC DOOR (CEMENT BOARD)
D4	1720/2030	DOUBLE EXTERNAL DOOR
D5	1480/1980	DOUBLE INTERNAL DOOR
W1	840/1200	VERTICAL SLIDING WINDOW
W2	800/400	BAND WINDOW

A/C-2	18.000 BTU SPLIT A/C (5,23 kw)	1 UNIT
O/U	OUT DOOR UNIT (Ø13XØ8 DØ78 cm)	1 UNIT
EL	EMERGENCY LIGHT	2 UNTIS
E/F	EXHAUST FAN (160m3/h)	2 UNTIS

Rev. No.	Date	Rev. No.	Date
1	Rev.1 09.11.2012	8	Rev.8 28.01.2014
2	Rev.2 20.12.2012	9	
3	Rev.3 26.04.2013	10	
4	Rev.4 06.05.2013	11	
5	Rev.5 04.07.2013	12	
6	Rev.6 23.10.2013	13	
7	Rev.7 23.12.2013	14	

Drawn by :	SENIZ BICER				
Reviewed by :	BUSRA BALTASI				
Drwg.Number :	T1589-B/A01				
Sheet Size :	A4				
Plot Scale :	-				
Dimension Type:	Millimeter				
Proposal Number:	T1589				
Proposal Date:	16.08.2012				
Approval Date:					
Status	<table border="1"> <tr> <td>Proposal</td> <td>Ready For Construction</td> </tr> <tr> <td>X</td> <td></td> </tr> </table>	Proposal	Ready For Construction	X	
Proposal	Ready For Construction				
X					

Building Name / Drawing Name  
**General Arrangement Drawings**  
**TOILETS&OFFICES (B143-100)(B143-200)**

Quantity:	1
Product Type:	DEMOUNTABLE CONTAINER
Area:	<b>28.84 M2</b>

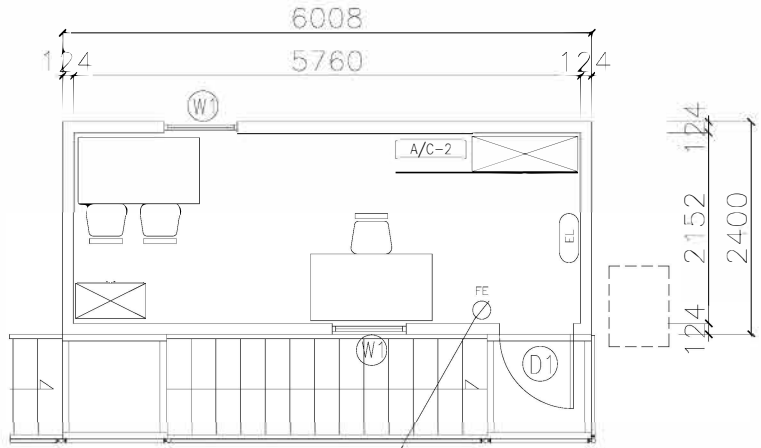
Com Logo  
**TSU**

PO n° 9636Z-0141-PO-2000-001-IM-2003
DOC REF : DORCE-IMDW-0020-A01
SEC DOC REF : 9806J-0000-DW-2000-00202
DOC REV : E
REV DATE : 28-JAN-2014
DOC ITEM : *A2001
SHEET 1/1

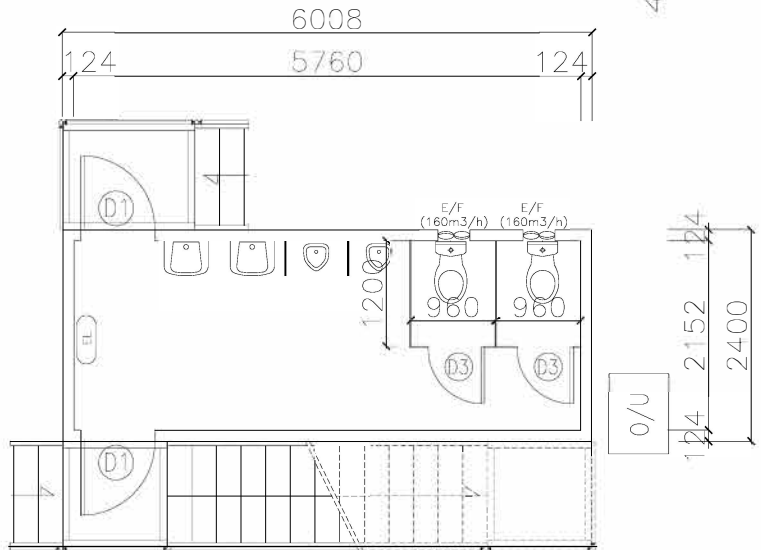
**DORCE**  
PREFABRICATED BUILDING  
& CONSTRUCTION INDUSTRY TRADE INC.  
TEL: 90 (312) 472 82 10 (Pbx)  
FAX: 90 (312) 472 82 18-19  
E-MAIL: dorce@dorce.com.tr  
WEB: www.dorce.com.tr

THIS DRAWING IS PREPARED FOR TENDER/PROPOSAL PURPOSES ONLY. MINOR CHANGES AT DIMENSIONS AND ARRANGEMENTS MAY BE APPLIED IN ACCORDANCE WITH STANDARDS OF THE SUPPLIER AT THE PRODUCTION STAGE WITH THE CLIENTS APPROVAL.

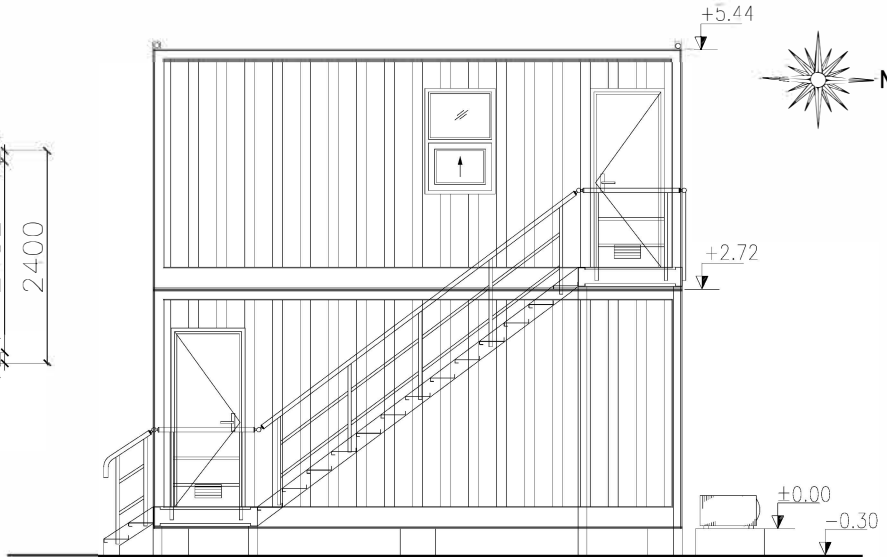




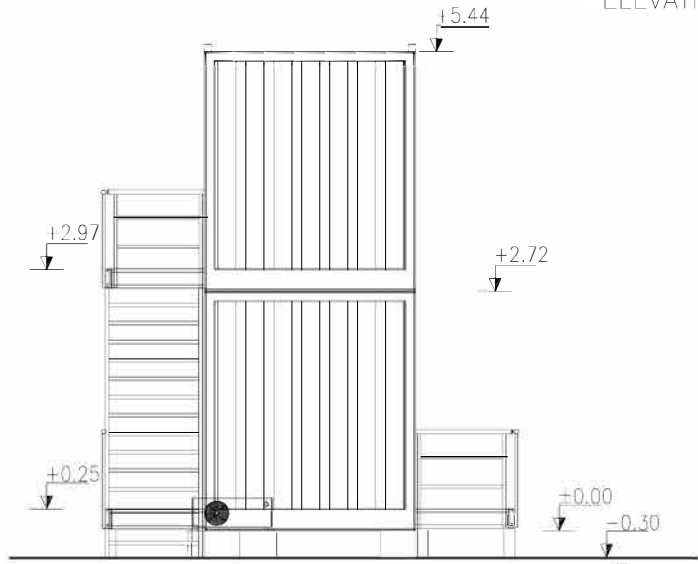
"these fire extinguisher will be supplied by TSU"  
**FIRST FLOOR PLAN**  
 AREA :14.42 M2



**GROUND FLOOR PLAN**  
 AREA :14.42 M2



ELEVATION A



ELEVATION B

NOTE		
CODE	DIMENSIONS (mm)	NAME
D1	840/2030	EXTERNAL DOOR
D2	740/1980	INTERNAL DOOR
D3	840/1980	WC DOOR (WOODEN)
D3A	840/1980	WC DOOR (CEMENT BOARD)
D4	1720/2030	DOUBLE EXTERNAL DOOR
D5	1480/1980	DOUBLE INTERNAL DOOR
W1	840/1200	VERTICAL SLIDING WINDOW
W2	800/400	BAND WINDOW

A/C 2	18.000 BTU SPLIT AC (5,23 kw)	1 UNIT
W1	OUT DOOR UNIT (913X 60X378 cm)	1 UNIT
E/L	EMERGENCY LIGHT	2 UNITS
E/F	EXHAUST FAN (160m3/h)	2 UNITS

Rev. No.	Date	Rev. No.	Date
1	Rev.1 09.11.2012	8	Rev.8 28.01.2014
2	Rev.2 20.12.2012	9	
3	Rev.3 26.04.2013	10	
4	Rev.4 06.05.2013	11	
5	Rev.5 04.07.2013	12	
6	Rev.6 23.10.2013	13	
7	Rev.7 23.12.2013	14	

Drawn by :	SENIZ BICER				
Reviewed by :	BUSRA BALTASI				
Drwg.Number :	T1589-H/A01				
Sheet Size :	A4				
Plot Scale :	-				
Dimension Type:	Millimeter				
Proposal Number:	T1589				
Proposal Date:	16.08.2012				
Approval Date:					
Status	<table border="1"> <tr> <td>Proposal</td> <td>Ready For Construction</td> </tr> <tr> <td>X</td> <td></td> </tr> </table>	Proposal	Ready For Construction	X	
Proposal	Ready For Construction				
X					

Project Name  
 Building Name / Drawing Name  
**General Arrangement Drawings**  
**TOILETS&OFFICES (B143-110)(B143-210)**

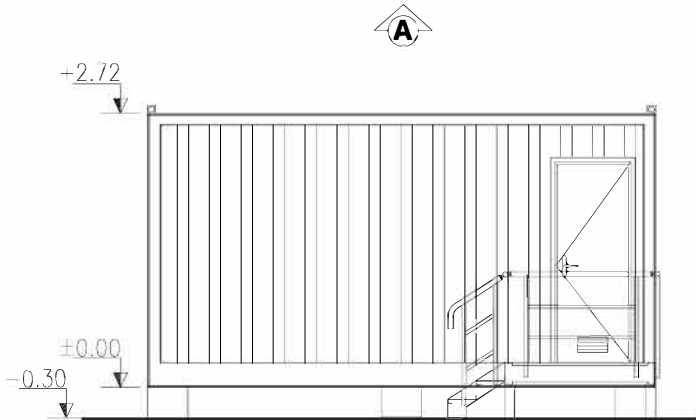
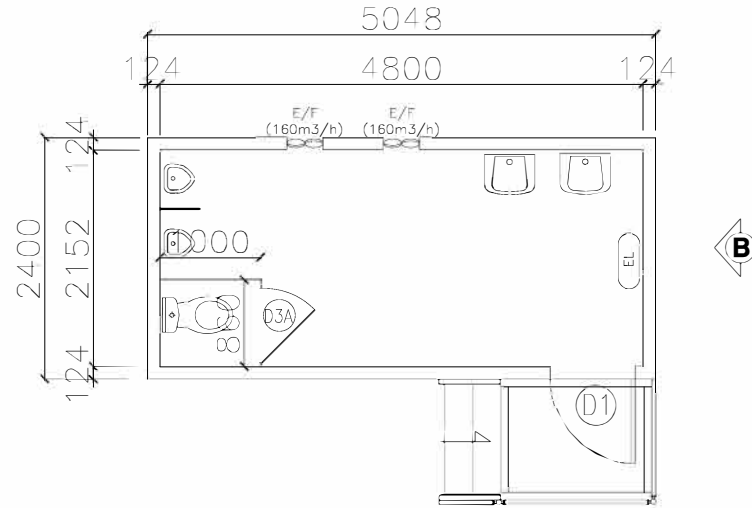

Quantity:	1
Product Type:	DEMOUNTABLE CONTAINER
Area:	<b>28.84 M2</b>

Company Logo  
**TSU**

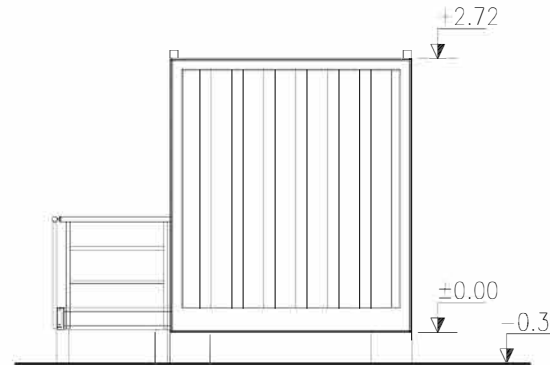
DOC REF : DORCE-IMDW-0026-A01
SEC DOC REF : 9806J-0000-DW-2000-00208
DOC REV : E
REV DATE : 28-JAN-2014
DOC ITEM : *A2001
SHEET 1/1

**DORCE**  
 PREFABRICATED BUILDING  
 & CONSTRUCTION INDUSTRY TRADE INC.  
 TEL: 90 (312) 472 82 10 (Pbx)  
 FAX: 90 (312) 472 82 18-19  
 E-MAIL: dorce@dorce.com.tr  
 WEB: www.dorce.com.tr

THIS DRAWING IS PREPARED FOR TENDER/PROPOSAL PURPOSES ONLY. MINOR CHANGES AT DIMENSİ S AND ARRANGEMENTS MAY BE APPLIED IN ACCORDANCE WITH STANDARDS OF THE SUPPLIER AT THE PRODUCTION STAGE. WITH THE CLIENTS APPROVAL.



ELEVATION A



ELEVATION B

NOTE		
CODE	DIMENSIONS (mm)	NAME
D1	840/2030	EXTERNAL DOOR W/GRILLE
D2	740/1980	INTERNAL DOOR
D3	640/1980	WC DOOR (WOODEN)
D3A	640/1980	WC DOOR (CEMENT BOARD)
D4	1720/2030	DOUBLE EXTERNAL DOOR
D5	1480/1980	DOUBLE INTERNAL DOOR
W1	840/1200	VERTICAL SLIDING WINDOW
W2	800/400	BAND WINDOW

	EMERGENCY LIGHT	1 UNIT
	EXHAUST FAN (160m <sup>3</sup> /h)	2 UNITS

Rev. No.	Date	Rev. No.	Date
1	Rev.1 09.11.2012	8	
2	Rev.2 20.12.2012	9	
3	Rev.3 26.04.2013	10	
4	Rev.4 06.05.2013	11	
5	Rev.5 04.07.2013	12	
6	Rev.6 23.12.2013	13	
7	Rev.7 28.01.2014	14	

Drawn by :	SENIZ BICER
Reviewed by :	BUSRA BALTASI
Drwg. Number :	T1589-E/A01
Sheet Size :	A4
Plot Scale :	-
Dimension Type :	Millimeter
Proposal Number :	T1589
Proposal Date :	16.08.2012
Approval Date :	

Status	Proposal	Ready For Construction
	X	

Project Name

Building Name / Drawing Name  
**General Arrangement Drawings  
 TOILETS (B143-114)**

Quantity: 1

Product Type: DEMOUNTABLE CONTAINER

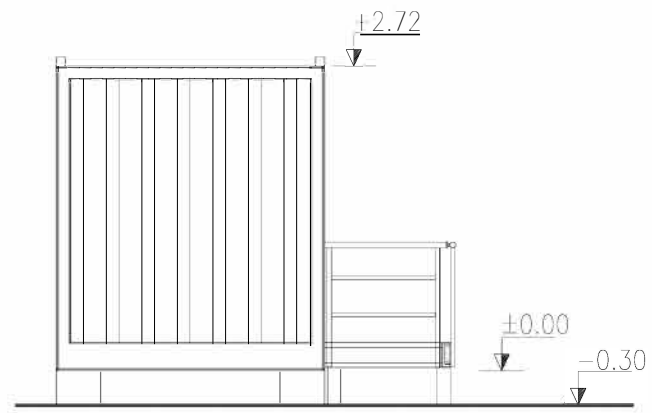
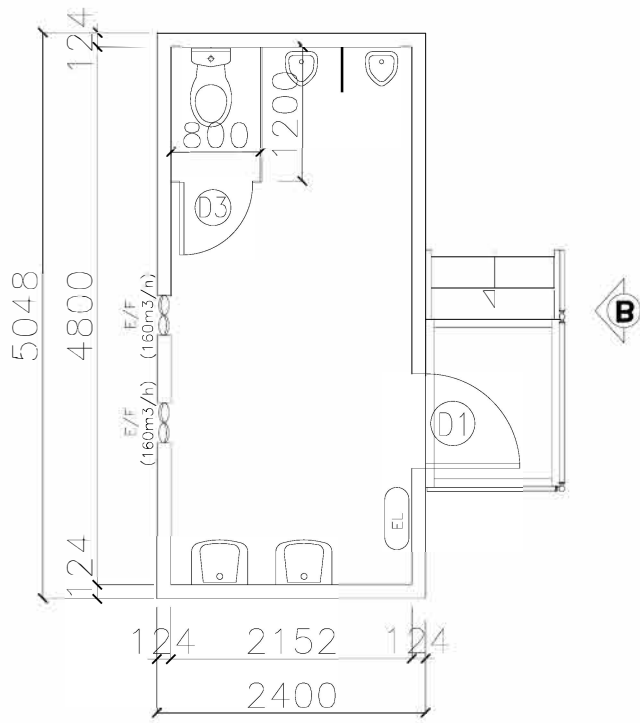
Area: **12.12 M2**

Company Logo

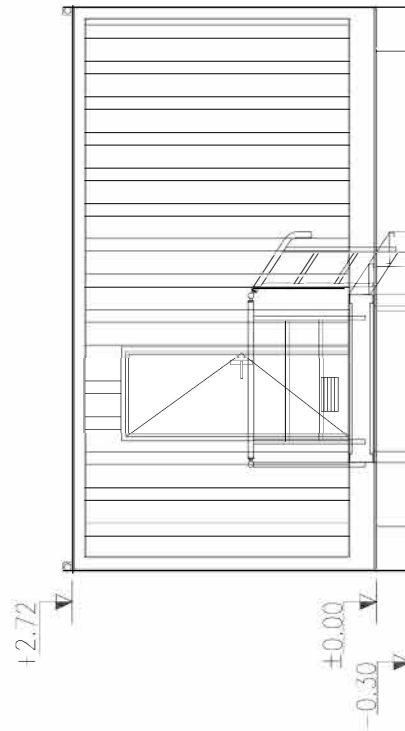
**TSU**

**DORCE**  
 PREFABRICATED BUILDING  
 & CONSTRUCTION INDUSTRY TRADE INC.  
 TEL: 90 (312) 472 82 10 (Pbx)  
 FAX: 90 (312) 472 82 18-19  
 E-MAIL: dorce@dorce.com.tr  
 WEB: www.dorce.com.tr


SHEET 1/1



ELEVATION A



ELEVATION B



NOTE		
CODE	DIMENSIONS (mm)	NAME
D1	840/2030	EXTERNAL DOOR W/GRILLE
D2	740/1980	INTERNAL DOOR
D3	640/1980	WC DOOR (WOODEN)
D3A	640/1980	WC DOOR (CEMENT BOARD)
D4	1720/2030	DOUBLE EXTERNAL DOOR
D5	1480/1980	DOUBLE INTERNAL DOOR
W1	840/1200	VERTICAL SLIDING WINDOW
W2	800/400	BAND WINDOW

	EMERGENCY LIGHT	1 UNIT
	EXHAUST FAN (160m³/h)	2 UNITS

Rev. No.	Date	Rev. No.	Date
1	Rev.1 09.11.2012	8	
2	Rev.2 20.12.2012	9	
3	Rev.3 26.04.2013	10	
4	Rev.4 06.05.2013	11	
5	Rev.5 04.07.2013	12	
6	Rev.6 23.12.2013	13	
7	Rev.7 28.01.2014	14	

Drawn by :	SENİZ BICER				
Reviewed by :	BUSRA BALTASI				
Drwg.Number :	T1589-G/A01				
Sheet Size :	A4				
Plot Scal e :	-				
Dimension Type :	Millimeter				
Proposal Number :	T1589				
Proposal Date :	16.08.2012				
Approval Date :					
Status	<table border="1"> <tr> <td>Proposal</td> <td>Ready For Construction</td> </tr> <tr> <td>X</td> <td></td> </tr> </table>	Proposal	Ready For Construction	X	
Proposal	Ready For Construction				
X					

Project Name	
Building Name Drawing Name	
General Arrangement Drawings TOILETS (B143-115)	

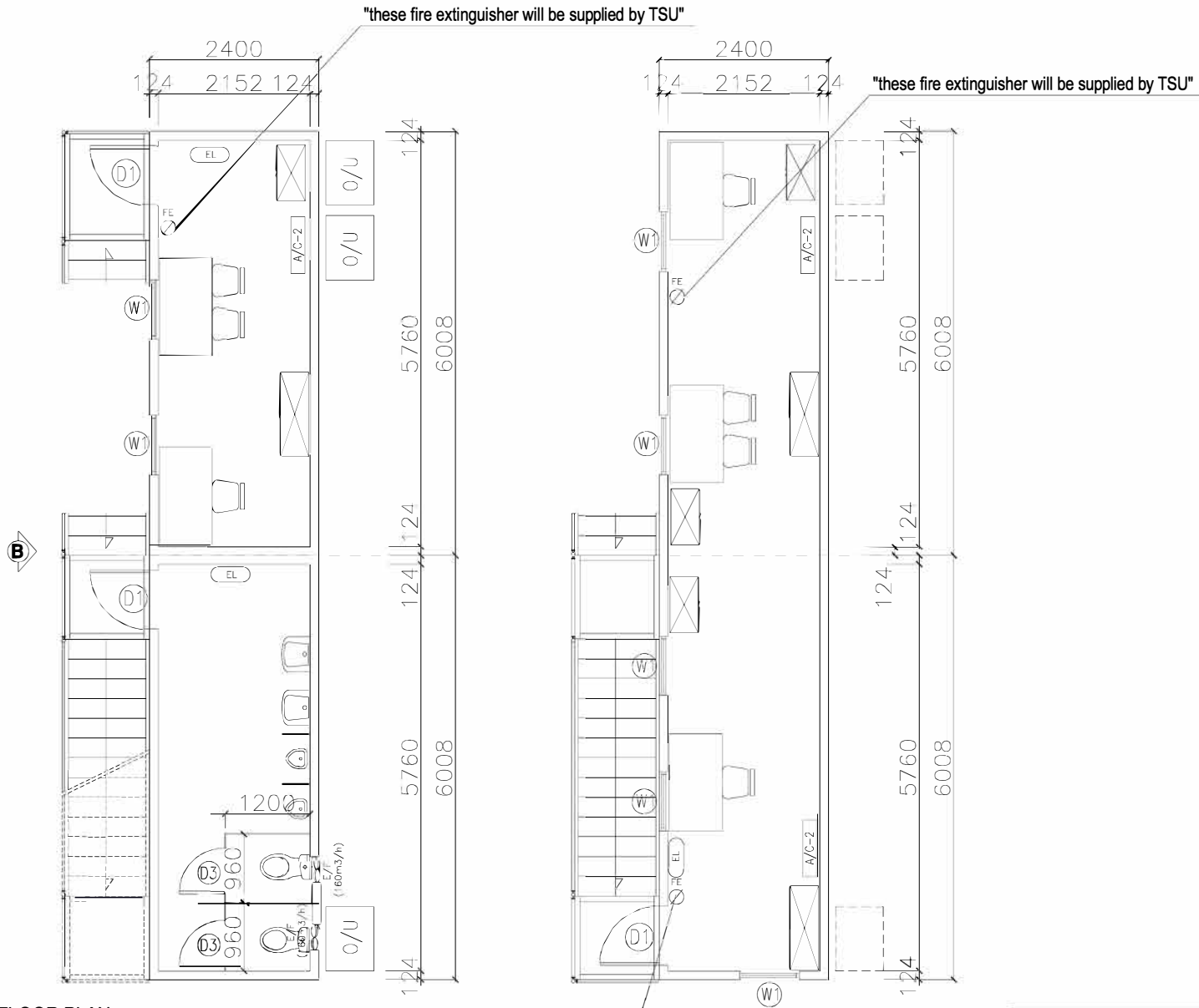
Quantity :	1
Product Type :	DEMOUNTABLE CONTAINER
Area :	12.12 m2

Company Logo	
TSU	

PO n° 9636Z-0141-PO-2000-001-IM-2003
DOC REF : DORCE-IMDW-0025-A01
SEC DOC REF : 9806J-0000-DW-2000-00207
DOC REV : E
REV DATE : 28-JAN-2014
DOC ITEM : *A2001
SHEET 1/1

**DORCE**  
 PREFABRICATED BUILDING  
 & CONSTRUCTION INDUSTRY TRADE INC.  
 TEL: 90 (312) 472 82 10 (Pbx)  
 FAX: 90 (312) 472 82 18-19  
 E-MAIL: dorce@dorce.com.tr  
 WEB: www.dorce.com.tr

THIS DRAWING IS PREPARED FOR TENDER/PROPOSAL PURPOSES ONLY. MINOR CHANGES AT DIMENSI S AND ARRANGEMENTS MAY BE APPLIED IN ACCORDANCE WITH STANDARDS OF THE SUPPLIER AT THE PRODUCTION STAGE WITH THE CLIENTS APPROVAL.



GROUND FLOOR PLAN  
AREA :28.84 M2

FIRST FLOOR PLAN  
AREA :28.84 M2

NOTE		
CODE	DIMENSIONS (mm)	NAME
D1	840/2030	EXTERNAL DOOR W/GRILLE
D2	740/1980	INTERNAL DOOR
D3	840/1980	WC DOOR (WOODEN)
D3A	840/1980	WC DOOR (CEMENT BOARD)
D4	1720/2030	DOUBLE EXTERNAL DOOR
D5	1480/1980	DOUBLE INTERNAL DOOR
W1	840/1200	VERTICAL SLIDING WINDOW
W2	800/400	BAND WINDOW
A/C-2	18.000 BTU SPLIT A/C (5,23 kw)	3 UNITS
W/U	OUT DOOR UNIT(913X680X378 cm)	3 UNITS
EL	EMERGENCY LIGHT	3 UNITS
EX	EXHAUST FAN (180m3/h)	2 UNITS

Rev. No.	Date	Rev. No.	Date
1	Rev.1 09.11.2012	8	Rev.8 28.01.2014
2	Rev.2 20.12.2012	9	Rev.9 15.04.2014
3	Rev.3 26.04.2013	10	
4	Rev.4 06.05.2013	11	
5	Rev.5 04.07.2013	12	
6	Rev.6 23.10.2013	13	
7	Rev.7 23.12.2013	14	

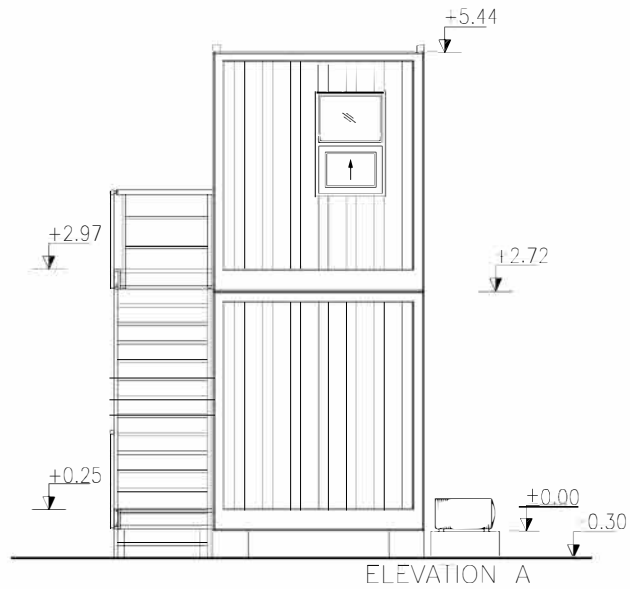
Drawn by :	SENIZ BICER				
Reviewed by :	BUSRA BALTASI				
Drwg.Number :	T1589-I/A01				
Sheet Size :	A4				
Plot Scale :	-				
Dimension Type :	Millimeter				
Proposal Number :	T1589				
Proposal Date :	16.08.2012				
Approval Date :					
Status	<table border="1"> <tr> <td>Proposal</td> <td>Ready For Construction</td> </tr> <tr> <td>X</td> <td></td> </tr> </table>	Proposal	Ready For Construction	X	
Proposal	Ready For Construction				
X					

Project Name	
Building Name / Drawing Name	
General Arrangement Drawings	
TOILETS&OFFICES (B143-111)(B143-112)(B143-211)	

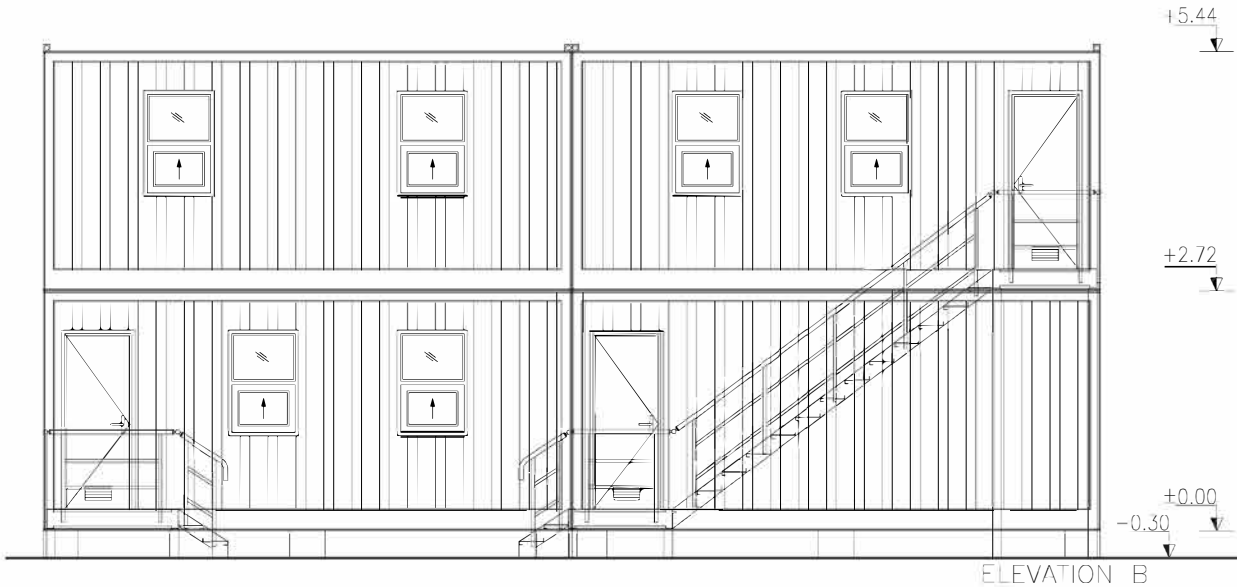
Quantity:	1
Product Type:	DEMOUNTABLE CONTAINER
Area:	57.68 M2

Company Logo	
TSU	

**DORCE**  
 PREFABRICATED BUILDING  
 & CONSTRUCTION INDUSTRY TRADE INC.  
 TEL: 90 (312) 472 82 10 (Pbx)  
 FAX: 90 (312) 472 82 18-19  
 E-MAIL: dorce@dorce.com.tr  
 WEB: www.dorce.com.tr



ELEVATION A



ELEVATION B

NOTE		
CODE	DIMENSIONS (mm)	NAME
D1	840/2030	EXTERNAL DOOR W/GRILLE
D2	740/1980	INTERNAL DOOR
D3	640/1980	WC DOOR (WOODEN)
D3A	640/1980	WC DOOR (CEMENT BOARD)
D4	1720/2030	DOUBLE EXTERNAL DOOR
D5	1480/1980	DOUBLE INTERNAL DOOR
W1	840/1200	VERTICAL SLIDING WINDOW
W2	800/400	BAND WINDOW

Rev. No.	Date	Rev. No.	Date
1 Rev.1	09.11.2012	8 Rev.8	28.01.2014
2 Rev.2	20.12.2012	9 Rev.9	15.04.2014
3 Rev.3	26.04.2013	10	
4 Rev.4	06.05.2013	11	
5 Rev.5	04.07.2013	12	
6 Rev.6	23.10.2013	13	
7 Rev.7	23.12.2013	14	

Drawn by :	SENIZ BICER				
Reviewed by :	BUSRA BALTASI				
Drwg.Number :	T1589-I/A02				
Sheet Size :	A4				
Plot Scale :	-				
Dimension Type:	Millimeter				
Proposal Number:	T1589				
Proposal Date:	16.08.2012				
Approval Date:					
Status	<table border="1"> <tr> <td>Proposal</td> <td>Ready For Construction</td> </tr> <tr> <td>X</td> <td></td> </tr> </table>	Proposal	Ready For Construction	X	
Proposal	Ready For Construction				
X					

Project Name

Building Name / Drawing Name  
**General Arrangement Drawings**  
**TOILETS&OFFICES (B143-111)(B143-112)(B143-211)**

Quantity:	1
Product Type:	DEMOUNTABLE CONTAINER
Area:	<b>57.68 M2</b>

Company Logo

**TSU**

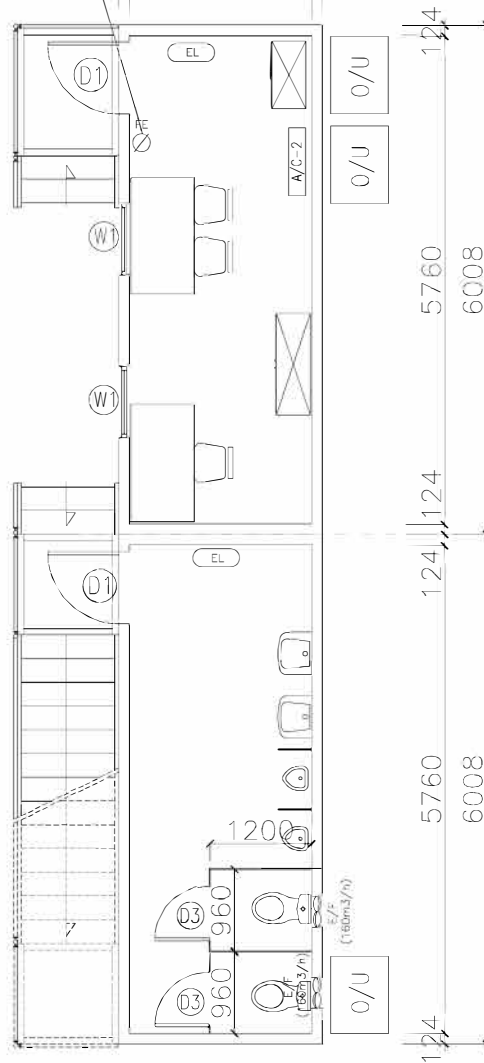
**DORCE**  
 PREFABRICATED BUILDING  
 & CONSTRUCTION INDUSTRY TRADE INC.  
 TEL: 90 (312) 472 82 10 (Pbx)  
 FAX: 90 (312) 472 82 18-19  
 E-MAIL: dorce@dorce.com.tr  
 WEB: www.dorce.com.tr

SHEET 2/2

THIS DRAWING IS PREPARED FOR TENDERPROPOSAL PURPOSES ONLY. MINOR CHANGES AT DIMENSIONS AND ARRANGEMENTS MAY BE APPLIED IN ACCORDANCE WITH STANDARDS OF THE SUPPLIER AT THE PRODUCTION STAGE WITH THE CLIENTS APPROVAL.

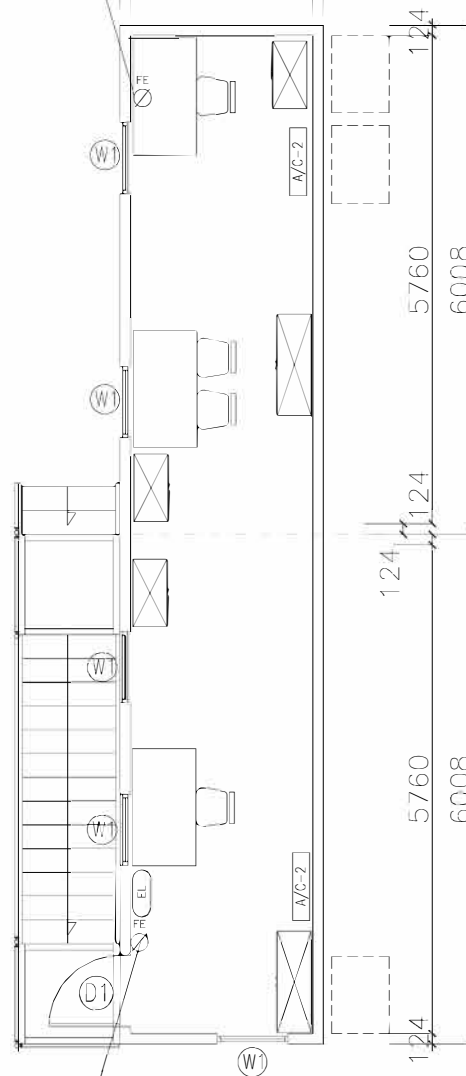
"these fire extinguisher will be supplied by TSU"

"these fire extinguisher will be supplied by TSU"



GROUND FLOOR PLAN  
AREA :28.84 M2

will be supplied by TSU"  
"these fire extinguisher



FIRST FLOOR PLAN  
AREA :28.84 M2



NOTE		
CODE	DIMENSIONS (mm)	NAME
D1	840/2030	EXTERNAL DOOR W/GRILLE
D2	740/1980	INTERNAL DOOR
D3	840/1980	WC DOOR (WOODEN)
D3A	840/1980	WC DOOR (CEMENT BOARD)
D4	1720/2030	DOUBLE EXTERNAL DOOR
D5	1480/1980	DOUBLE INTERNAL DOOR
W1	840/1200	VERTICAL SLIDING WINDOW
W2	800/400	BAND WINDOW
A/C-2	18.000 BTU SPLIT A/C (5,23 kw)	3 UNITS
o/d	OUT DOOR UNIT(913X680X378 cm)	3 UNITS
EL	EMERGENCY LIGHT	3 UNITS
EX	EXHAUST FAN (160m3/h)	2 UNITS

Rev. No.	Date	Rev. No.	Date
1	Rev.1 09.11.2012	8	Rev.8 28.01.2014
2	Rev.2 20.12.2012	9	Rev.9 15.04.2014
3	Rev.3 26.04.2013	10	
4	Rev.4 06.05.2013	11	
5	Rev.5 04.07.2013	12	
6	Rev.6 23.10.2013	13	
7	Rev.7 23.12.2013	14	

Drawn by :	SENIZ BICER
Reviewed by :	BUSRA BALTASI
Drwg.Number :	T1589-C/A01
Sheet Size :	A4
Plot Scale :	-
Dimension Type :	Millimeter
Proposal Number :	T1589
Proposal Date :	16.08.2012
Approval Date :	

Status	Proposal	Ready For Construction
	X	

Project Name	
Building Name / Drawing Name	
General Arrangement Drawings TOILETS&OFFICES (B143-101)(B143-102)(B143-201)	

Quantity:	1
-----------	---

Product Type:	DEMOUNTABLE CONTAINER
---------------	-----------------------

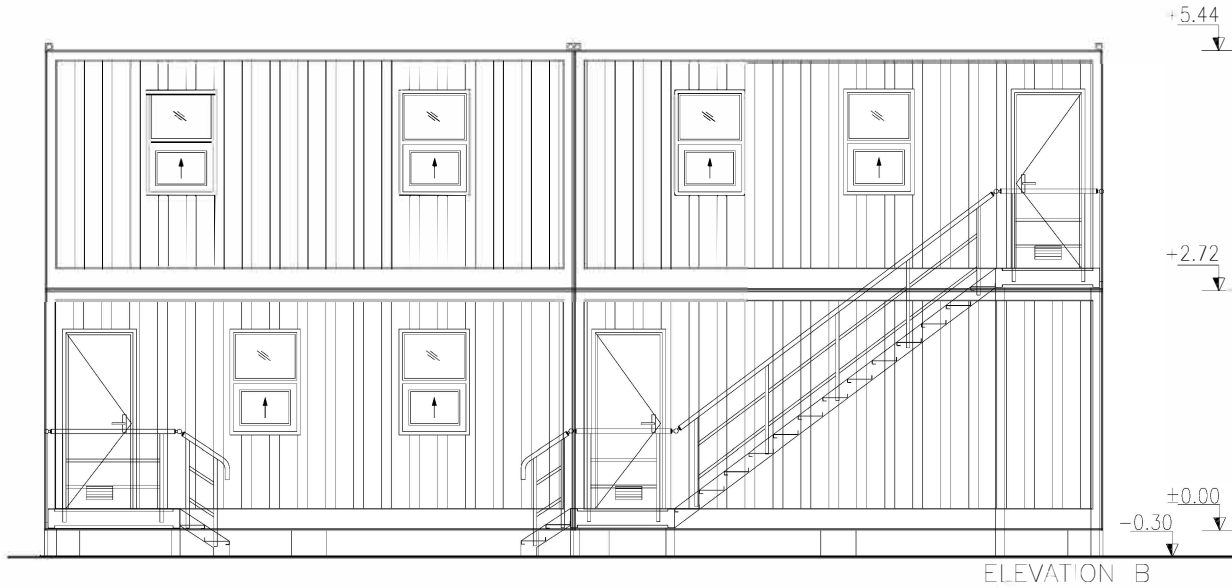
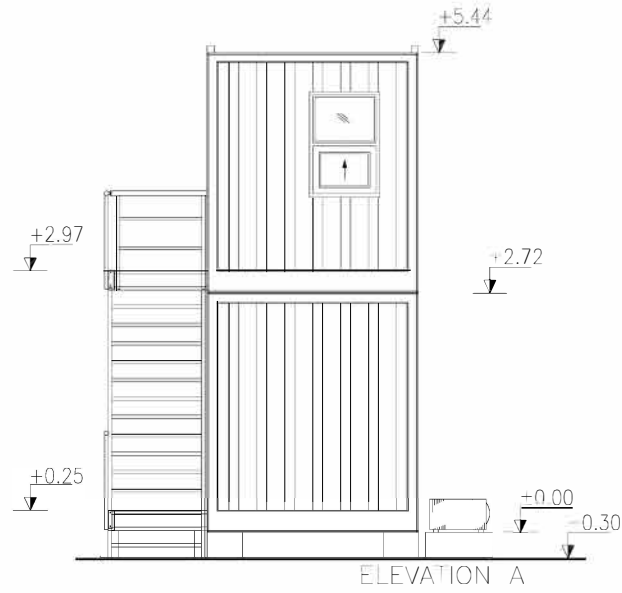
Area:	57.68 M2
-------	----------

Company Logo	
<b>TSU</b>	

PO n° 9636Z-0141-PO-2000-001-IM-2003
DOC REF : DORCE-IMDW-0021-A01
SEC DOC REF : 9806J-0000-DW-2000-00203
DOC REV : F
REV DATE : 15-APR-2014
DOC ITEM : *A2001
SHEET 1/2

**DORCE**  
**PREFABRICATED BUILDING  
 & CONSTRUCTION INDUSTRY TRADE INC.**  
 TEL: 90 (312) 472 82 10 (Pbx)  
 FAX: 90 (312) 472 82 18-19  
 E-MAIL: dorce@dorce.com.tr  
 WEB: www.dorce.com.tr

THIS DRAWING IS PREPARED FOR TENDERPROPOSAL PURPOSES ONLY. MINOR CHANGES AT DIMENSIONS AND ARRANGEMENTS MAY BE APPLIED IN ACCORDANCE WITH STANDARDS OF THE SUPPLIER AT THE PRODUCTION STAGE WITH THE CLIENTS APPROVAL.



NOTE		
CODE	DIMENSIONS (mm)	NAME
D1	840/2030	EXTERNAL DOOR W/GRILLE
D2	740/1980	INTERNAL DOOR
D3	640/1980	WC DOOR (WOODEN)
D3A	640/1980	WC DOOR (CEMENT BOARD)
D4	1720/2030	DOUBLE EXTERNAL DOOR
D5	1480/1980	DOUBLE INTERNAL DOOR
W1	840/1200	VERTICAL SLIDING WINDOW
W2	800/400	BAND WINDOW

Rev. No.	Date	Rev. No.	Date
1	Rev.1 09.11.2012	8	Rev.8 28.01.2014
2	Rev.2 20.12.2012	9	Rev.9 15.04.2014
3	Rev.3 26.04.2013	10	
4	Rev.4 06.05.2013	11	
5	Rev.5 04.07.2013	12	
6	Rev.6 23.10.2013	13	
7	Rev.7 23.12.2013	14	

Drawn by :	SENIZ BICER				
Reviewed by :	BUSRA BALTASI				
Drwg.Number :	T1589-C/A02				
Sheet Size :	A4				
Plot Scale :	-				
Dimension Type:	Millimeter				
Proposal Number:	T1589				
Proposal Date:	16.08.2012				
Approval Date:					
Status	<table border="1"> <tr> <td>Proposal</td> <td>Ready For Construction</td> </tr> <tr> <td>X</td> <td></td> </tr> </table>	Proposal	Ready For Construction	X	
Proposal	Ready For Construction				
X					

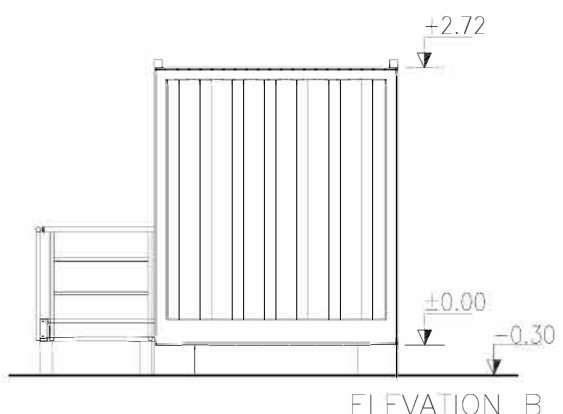
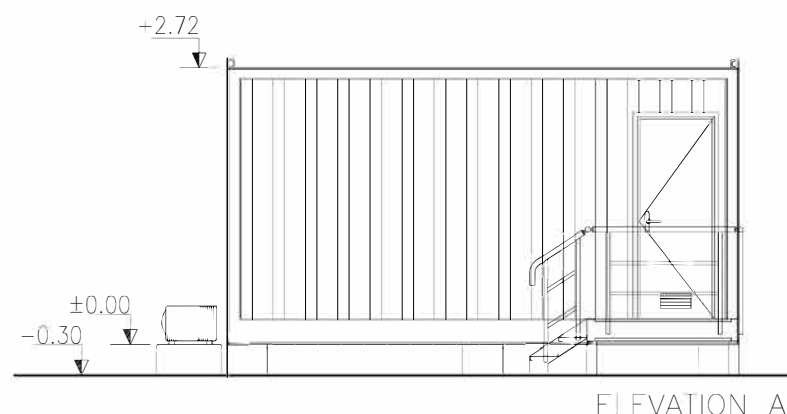
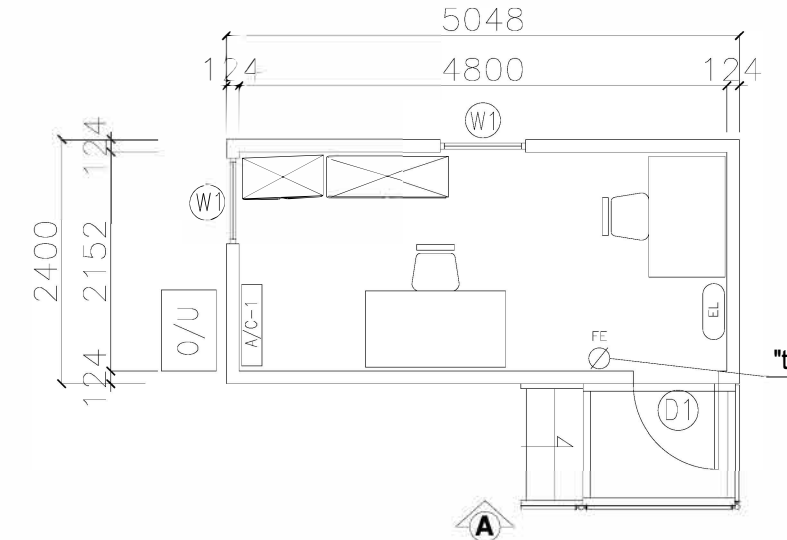
Building Name / Drawing Name  
**General Arrangement Drawings**  
**TOILETS&OFFICES (B143-101)(B143-102)(B143-201)**

Quantity:	1
Product Type:	DEMOUNTABLE CONTAINER
Area:	<b>57.68 M2</b>

Company Logo  
**TSU**

PO n° 9636Z-0141-PO-2000-001-IM-2003  
 DOC REF : DORCE-IMDW-0021-A01  
 SEC DOC REF : 9806J-0000-DW-2000-00203  
 DOC REV : F  
 REV DATE : 15-APR-2014  
 DOC ITEM : \*A2001  
 SHEET 2/2

**DORCE**  
 PREFABRICATED BUILDING  
 & CONSTRUCTION INDUSTRY TRADE INC.  
 TEL: 90 (312) 472 82 10 (Pbx)  
 FAX: 90 (312) 472 82 18-19  
 E-MAIL: dorce@dorce.com.tr  
 WEB: www.dorce.com.tr



NOTE		
CODE	DIMENSIONS (mm)	NAME
D1	840/2030	EXTERNAL DOOR W/GRILLE
D2	740/1980	INTERNAL DOOR
D3	840/1980	WC DOOR (WOODEN)
D3A	840/1980	WC DOOR (CEMENT BOARD)
D4	1720/2030	DOU BLE EXTERNAL DOOR
D5	1480/1980	DOU BLE INTERNAL DOOR
W1	840/1200	VERTICAL SLIDING WINDOW
W2	800/400	BAND WINDOW

[A/C-1]	12.000 BTU SPLIT A/C (3.48 kw)	1 UNIT
[D]	OUT DOOR UNIT(798X540X320 cm)	1 UNIT
[EL]	EMERGENCY LIGHT	1 UNIT

Rev. No.	Date	Rev. No.	Date
1	Rev.1 09.11.2012	8	
2	Rev.2 20.12.2012	9	
3	Rev.3 26.04.2013	10	
4	Rev.4 06.05.2013	11	
5	Rev.5 04.07.2013	12	
6	Rev.6 23.10.2013	13	
7	Rev.7 28.01.2014	14	

Drawn by :	SENİZ BICER				
Reviewed by :	BUSRA BALTASI				
Drwg.Number :	T1589-D/A01				
Sheet Size:	A4				
Plot Scale:	-				
Dimension Type:	Millimeter				
Proposal Number:	T1589				
Proposal Date:	16.08.2012				
Approval Date:					
Status	<table border="1"> <tr> <td>Proposal</td> <td>Ready For Construction</td> </tr> <tr> <td>X</td> <td></td> </tr> </table>	Proposal	Ready For Construction	X	
Proposal	Ready For Construction				
X					

Project Name  
Building Name / Drawing Name

**General Arrangement Drawings  
OFFICES (B143-104)**

Quantity: 1

Product Type: DEMOUNTABLE CONTAINER

Area: **12.12 m<sup>2</sup>**

Company Logo  
**TSU**

PO n° 9636Z-0141-PO-2000-001-IM-2003
DOC REF : DORCE-IMDW-0022-A01
SEC DOC REF : 9806J-0000-DW-2000-00204
DOC REV : D
REV DATE : 28-JAN-2014
DOC ITEM : *A2001
SHEET 1/1

**DORCE**  
 PREFABRICATED BUILDING  
 & CONSTRUCTION INDUSTRY TRADE INC.  
 TEL: 90 (312) 472 82 10 (Pbx)  
 FAX: 90 (312) 472 82 18-19  
 E-MAIL: dorce@dorce.com.tr  
 WEB: www.dorce.com.tr



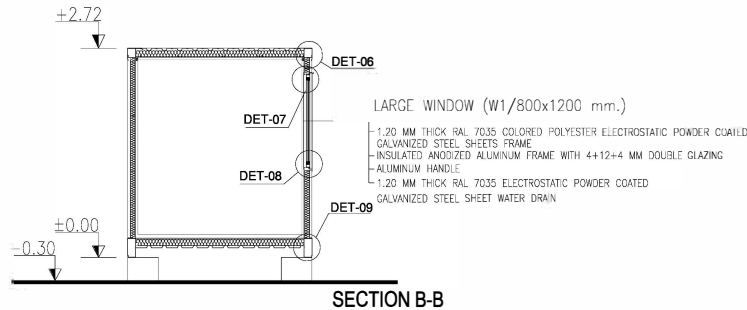
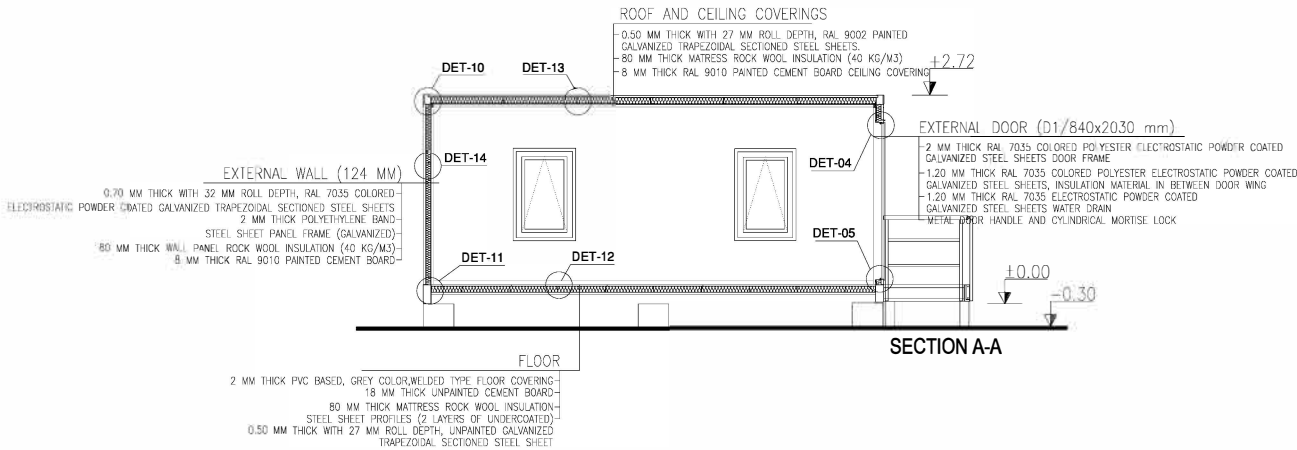
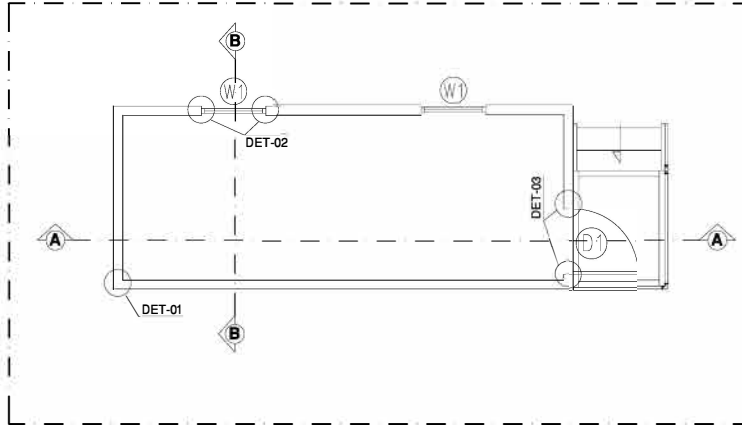
**APPENDIX B**  
**MODULAR CONTAINER OFFICES**  
**ARCHITECTURAL DETAILS**



**YOU MINE. WE SELL.**

+1 (530) 534-7965  
[info@amking.com](mailto:info@amking.com)

Pre-Owned Mining, Processing & Construction Equipment Since 1979i



NOTE		
CODE	DIMENSIONS (mm)	NAME
D1	840/2030	EXTERNAL DOOR WGRILLE
D2	740/1980	INTERNAL DOOR
D3	640/1980	WC DOOR (WOODEN)
D3A	640/1980	WC DOOR (CEMENT BOARD)
D4	1720/2030	DOUBLE EXTERNAL DOOR
D5	1480/1980	DOUBLE INTERNAL DOOR
W1	840/1200	VERTICAL SLIDING WINDOW
W2	800/400	BAND WINDOW

Rev. No.	Date	Rev. No.	Date
1	Rev.1	8	28.01.2014
2		9	
3		10	
4		11	
5		12	
6		13	
7		14	

Drawn by :	SENIZ BICER				
Reviewed by :	BUSRA BALTASI				
Drwg.Number :	T1589-SS/A01				
Sheet Size :	A4				
Plot Scale :	-				
Dimension Type:	Millimeter				
Proposal Number:	T1589				
Proposal Date:	13.06.2013				
Approval Date:					
Status	<table border="1"> <tr> <td>Proposal</td> <td>Ready For Construction</td> </tr> <tr> <td>X</td> <td></td> </tr> </table>	Proposal	Ready For Construction	X	
Proposal	Ready For Construction				
X					

Project Name	-
--------------	---

Building Name / Drawing Name  
**General Arrangement  
 Drawings Architectural  
 Sections & Details**

Quantity:	1
-----------	---

Product Type:	DEMOUNTABLE CONTAINER
---------------	-----------------------

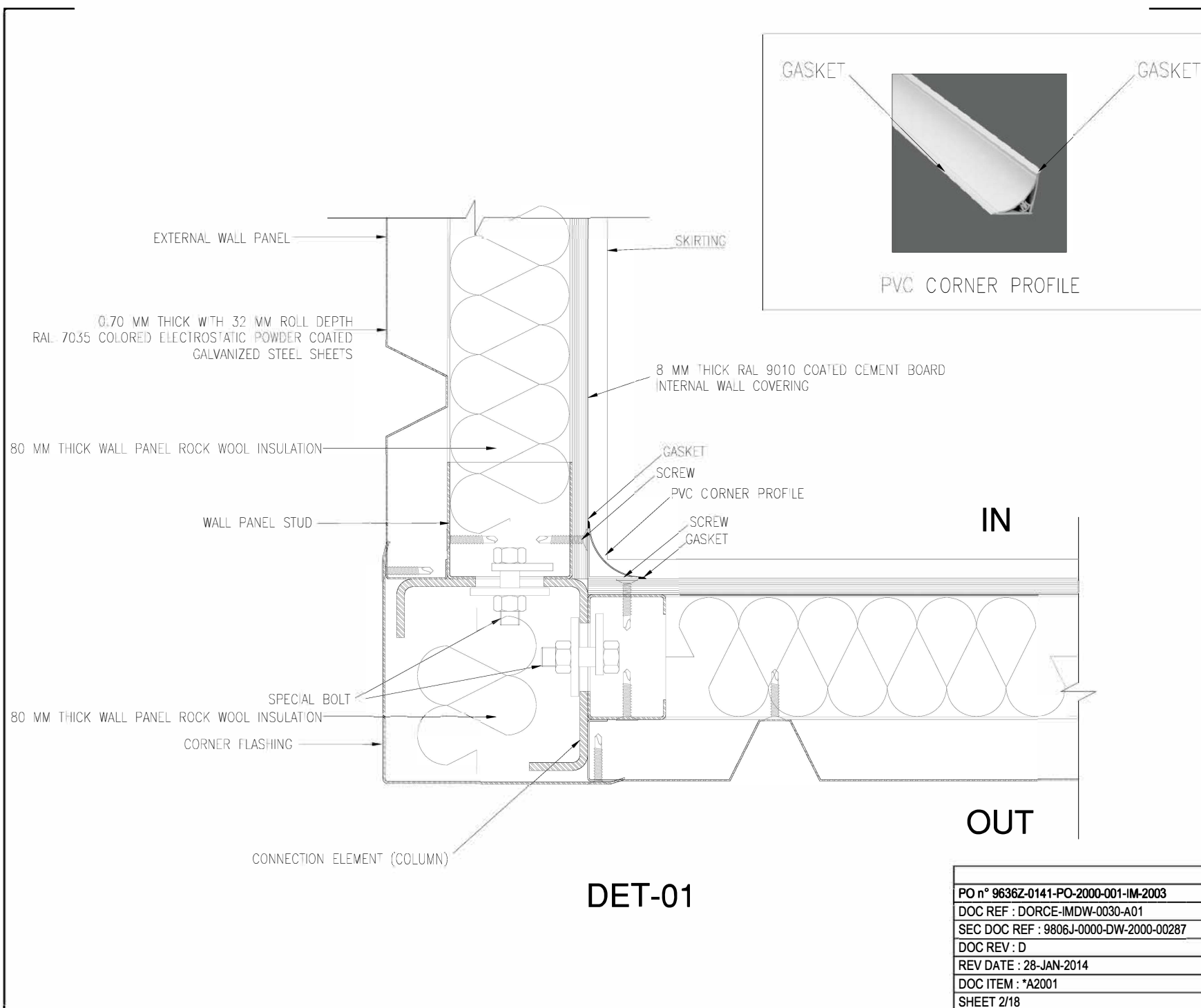
Area:	<b>14.42 M2</b>
-------	-----------------

Compan y Log o	
<b>TSU</b>	

DOC REF : DORCE-IMDW-0030-A01
SEC DOC REF : 9806J-0000-DW-2000-00287
DOC REV : D
REV DATE : 28-JAN-2014
DOC ITEM : *A2001
SHEET 1/18

**DORCE**  
 PREFABRICATED BUILDING  
 & CONSTRUCTION INDUSTRY TRADE INC.  
 TEL: 90 (312) 472 82 10 (Pbx)  
 FAX: 90 (312) 472 82 18-19  
 E-MAIL: dorce@dorce.com.tr  
 WEB: www.dorce.com.tr

THIS DRAWING IS PREPARED FOR TENDER/PROPOSAL PURPOSES ONLY. MINOR CHANGES AT DIMENSIONS AND ARRANGEMENTS MAY BE APPLIED IN ACCORDANCE WITH STANDARDS OF THE SUPPLIER AT THE PRODUCTION STAGE WITH THE CLIENTS APPROVAL.



**DET-01**



NOTE

Rev. No.	Date	Rev. No.	Date
1	Rev.1	8	28.01.2014
2		9	
3		10	
4		11	
5		12	
6		13	
7		14	

Drawn by :	SENIZ BICER				
Reviewed by :	BUSRA BALTASI				
Drwg.Number :	T1589-SS/A02				
Sheet Size :	A4				
Plot Scale :	-				
Dimension Type:	Millimeter				
Proposal Number:	T1589				
Proposal Date:	13.06.2013				
Approval Date:					
Status	<table border="1"> <tr> <td>Proposal</td> <td>Ready For Construction</td> </tr> <tr> <td>X</td> <td></td> </tr> </table>	Proposal	Ready For Construction	X	
Proposal	Ready For Construction				
X					

Project Name	-
Building Name / Drawing Name	General Arrangement Drawings Architectural Sections & Details

Quantity:	
Product Type:	DEMOUNTABLE CONTAINER
Area:	

Company Logo	
TSU	

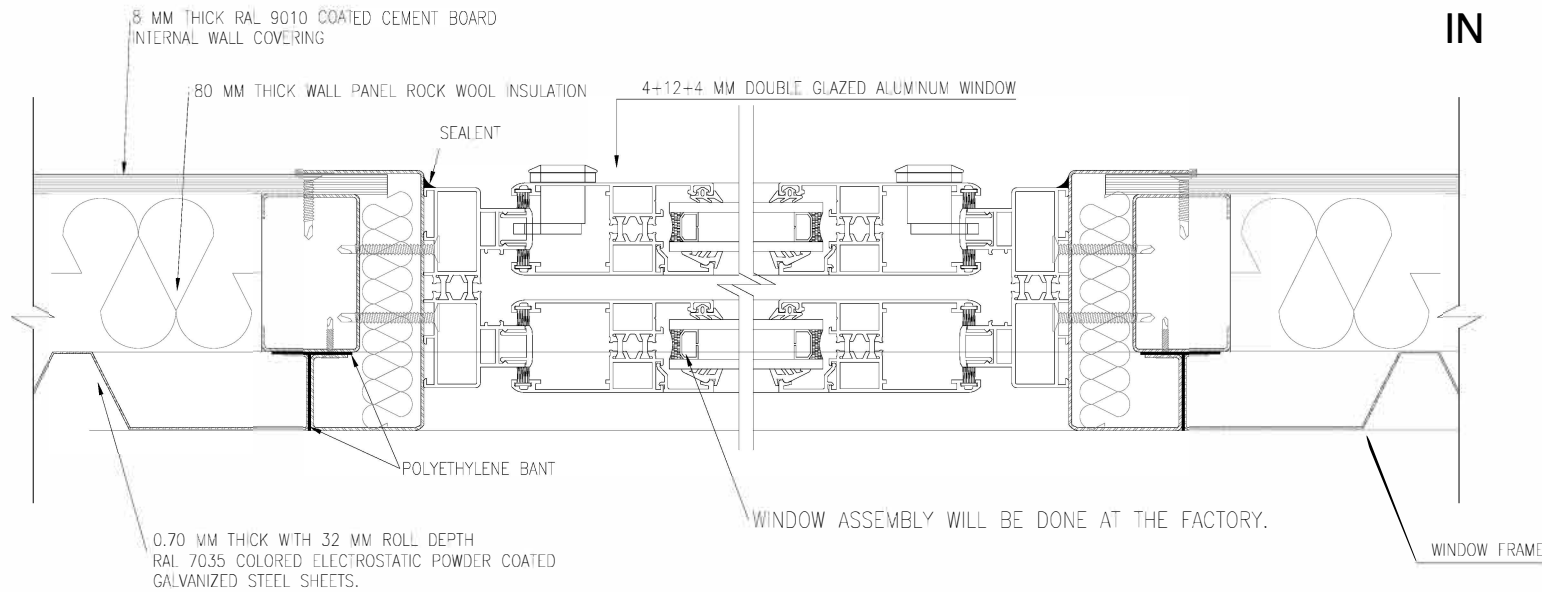
PO n° 9636Z-0141-PO-2000-001-IM-2003
DOC REF : DORCE-IMDW-0030-A01
SEC DOC REF : 9806J-0000-DW-2000-00287
DOC REV : D
REV DATE : 28-JAN-2014
DOC ITEM : *A2001
SHEET 2/18

**DORCE**

**PREFABRICATED BUILDING  
& CONSTRUCTION INDUSTRY TRADE INC.**

TEL: 90 (312) 472 82 10 (Pbx)  
 FAX: 90 (312) 472 82 18-19  
 E-MAIL: dorce@dorce.com.tr  
 WEB: www.dorce.com.tr

THIS DRAWING IS PREPARED FOR TENDER/PROPOSAL PURPOSES ONLY. MINOR CHANGES AT DIMENSIONS AND ARRANGEMENTS MAY BE APPLIED IN ACCORDANCE WITH STANDARDS OF THE SUPPLIER AT THE PRODUCTION STAGE WITH THE CLIENTS APPROVAL.



DET-02

NOTE

Rev. No.	Date	Rev. No.	Date
1	Rev.1	28.01.2014	8
2			9
3			10
4			11
5			12
6			13
7			14

Drawn by :	SENIZ BICER				
Reviewed by :	BUSRA BALTASI				
Drwg.Number :	T1589-SS/A03				
Sheet Size :	A4				
Plot Scale :	-				
Dimension Type:	Millimeter				
Proposal Number:	T1589				
Proposal Date:	13.06.2013				
Approval Date:					
Status	<table border="1"> <tr> <td>Proposal</td> <td>Ready For Construction</td> </tr> <tr> <td>X</td> <td></td> </tr> </table>	Proposal	Ready For Construction	X	
Proposal	Ready For Construction				
X					

Project Name	-
Building Name / Drawing Name	General Arrangement Drawings Architectural Sections & Details

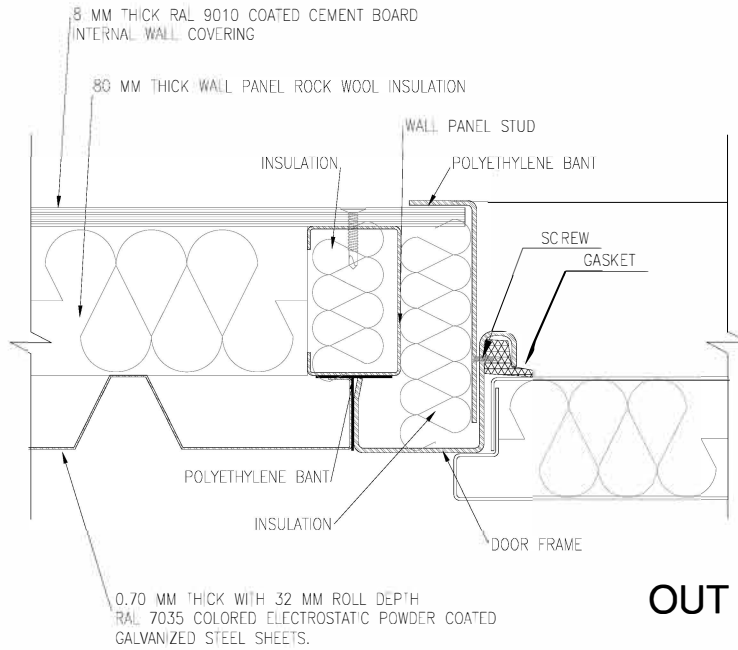
Quantity:	
Product Type:	DEMOUNTABLE CONTAINER
Area:	

Compa nyog	
TSU	

PO n° 9636Z-0141-PO-2000-001-IM-2003
DOC REF : DORCE-IMDW-0030-A01
SEC DOC REF : 9806J-0000-DW-2000-00287
DOC REV : D
REV DATE : 28-JAN-2014
DOC ITEM : *A2001
SHEET 3/18

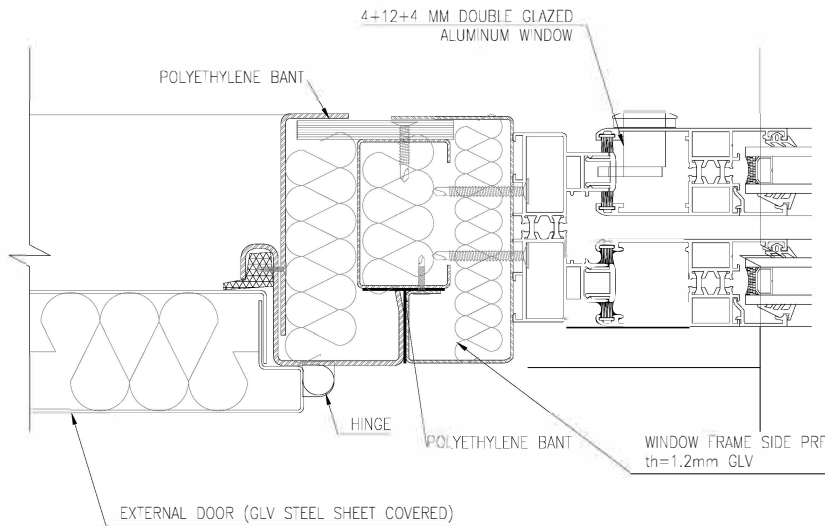
**DORCE**  
 PREFABRICATED BUILDING  
 & CONSTRUCTION INDUSTRY TRADE INC.  
 TEL: 90 (312) 472 82 10 (Pbx)  
 FAX: 90 (312) 472 82 18-19  
 E-MAIL: dorce@dorce.com.tr  
 WEB: www.dorce.com.tr

THIS DRAWING IS PREPARED FOR TENDER/PROPOSAL PURPOSES ONLY. MINOR CHANGES AT DIMENSIONS AND ARRANGEMENTS MAY BE APPLIED IN ACCORDANCE WITH STANDARDS OF THE SUPPLIER AT THE PRODUCTION STAGE WITH THE CLIENTS APPROVAL.



OUT

IN



DET-03

NOTE

Rev. No.	Date	Rev. No.	Date
1	Rev.1	8	28.01.2014
2		9	
3		10	
4		11	
5		12	
6		13	
7		14	

Drawn by :	SENIZ BICER
Reviewed by :	BUSRA BALTASI
Drwg.Number :	T1589-SS/A04
Sheet Size :	A4
Plot Scale :	-
Dimension Type :	Millimeter
Proposal Number :	T1589
Proposal Date :	13.06.2013
Approval Date :	

Status	Proposal	Ready For Construction
	X	

Project Name	-
Building Name / Drawing Name	General Arrangement Drawings Architectural Sections & Details

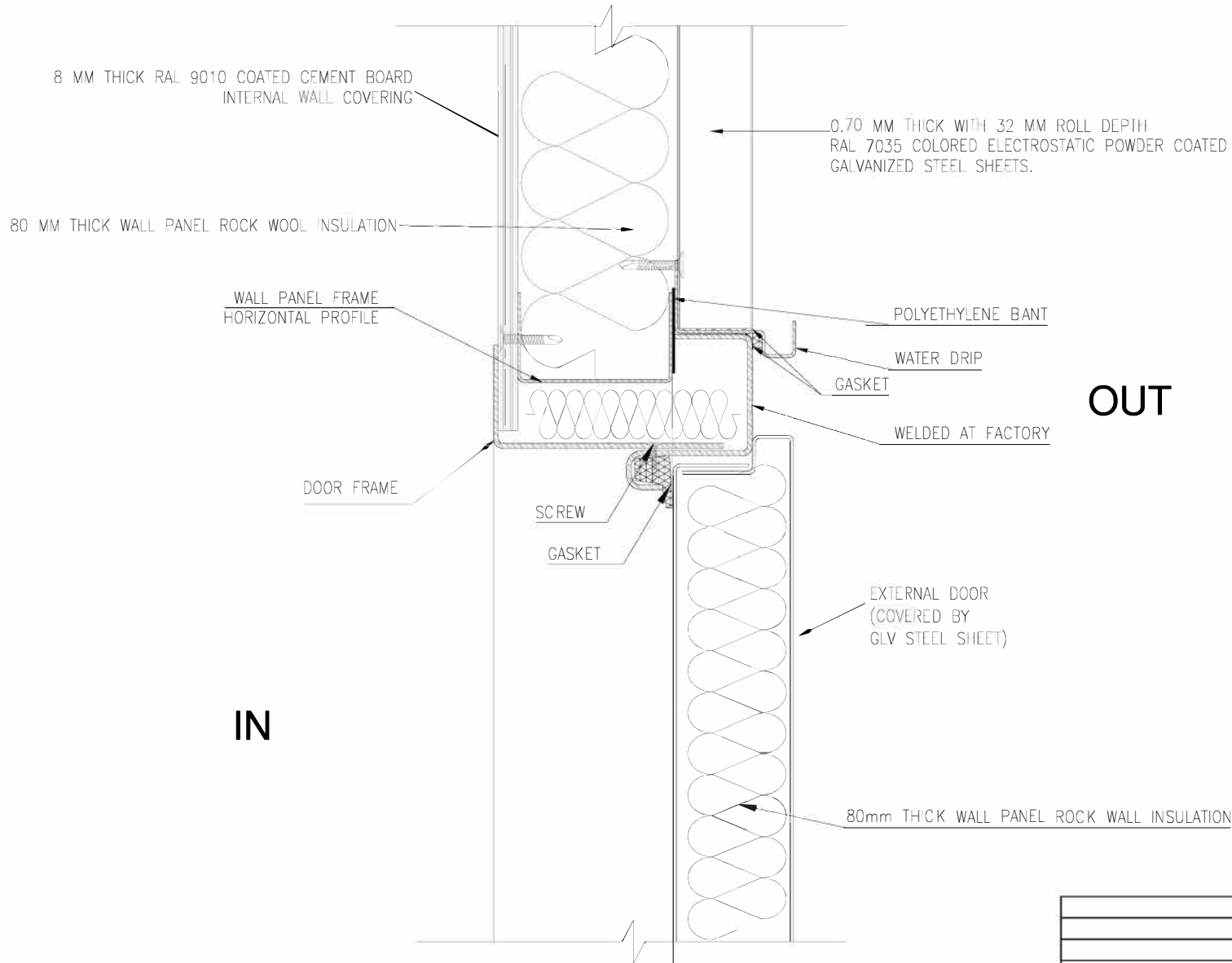
Quantity:	
Product Type:	DEMOUNTABLE CONTAINER
Area:	

Compa nyođu	
TSU	

PO n° 9636Z-0141-PO-2000-001-IM-2003
DOC REF : DORCE-IMDW-0030-A01
SEC DOC REF : 9806J-0000-DW-2000-00287
DOC REV : D
REV DATE : 28-JAN-2014
DOC ITEM : *A2001
SHEET 4/18

**DORCE**  
 PREFABRICATED BUILDING  
 & CONSTRUCTION INDUSTRY TRADE INC.  
 TEL: 90 (312) 472 82 10 (Pbx)  
 FAX: 90 (312) 472 82 18-19  
 E-MAIL: dorce@dorce.com.tr  
 WEB: www.dorce.com.tr

THIS DRAWING IS PREPARED FOR TENDER/PROPOSAL PURPOSES ONLY. MINOR CHANGES AT DIMENSIONS AND ARRANGEMENTS MAY BE APPLIED IN ACCORDANCE WITH STANDARDS OF THE SUPPLIER AT THE PRODUCTION STAGE WITH THE CLIENTS APPROVAL.



DET-04

NOTE

Rev. No.	Date	Rev. No.	Date
1	Rev.1	28.01.2014	8
2			9
3			10
4			11
5			12
6			13
7			14

Drawn by :	SENIZ BICER				
Reviewed by :	BUSRA BALTASI				
Drwg.Number :	T1589-SS/A05				
Sheet Size :	A4				
Plot Scale :	-				
Dimension Type:	Millimeter				
Proposal Number:	T1589				
Proposal Date:	13.06.2013				
Approval Date:					
Status	<table border="1"> <tr> <td>Proposal</td> <td>Ready For Construction</td> </tr> <tr> <td>X</td> <td></td> </tr> </table>	Proposal	Ready For Construction	X	
Proposal	Ready For Construction				
X					

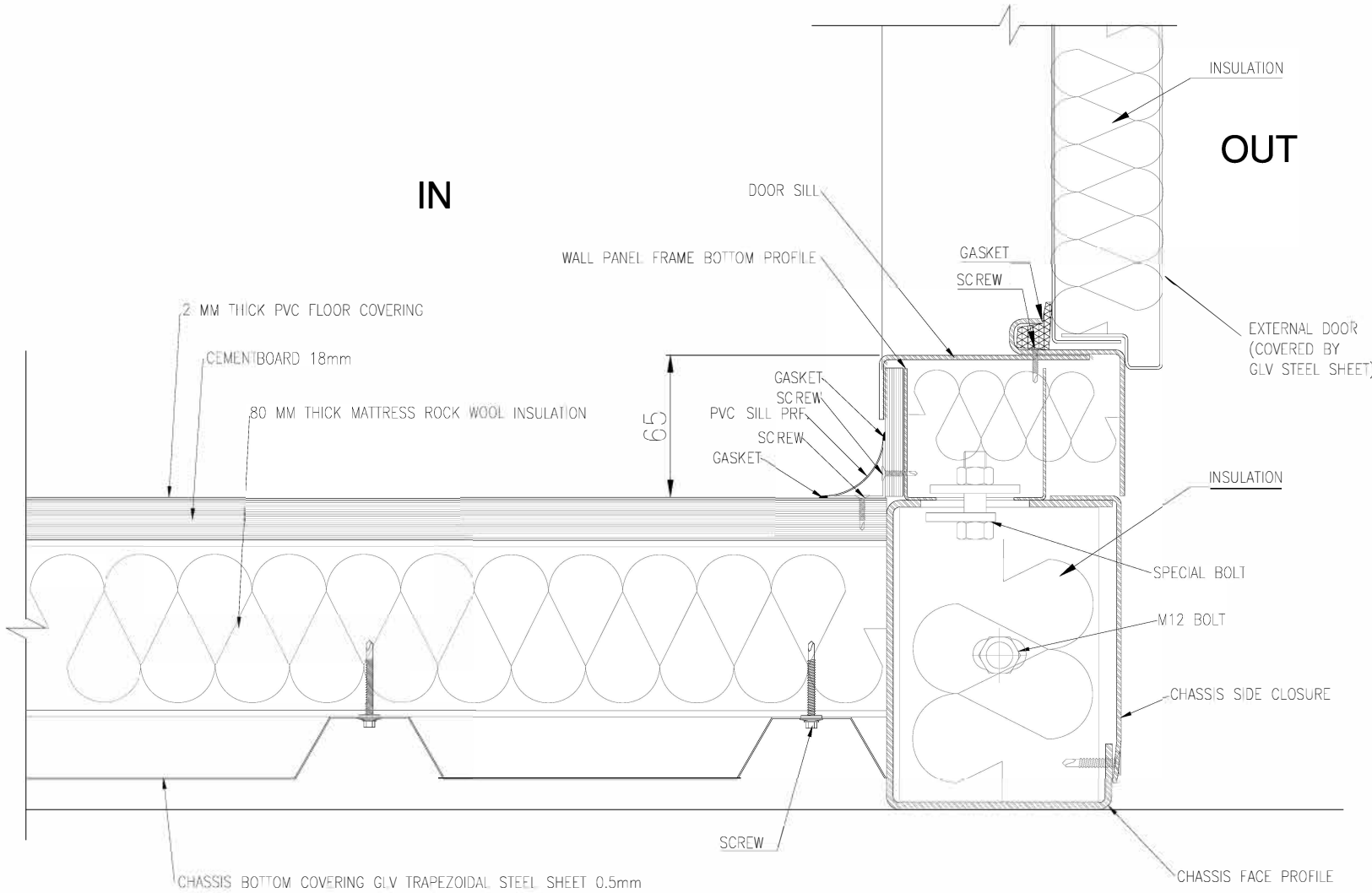
Project Name	-
Building Name / Drawing Name	General Arrangement Drawings Architectural Sections & Details

Quantity:	
Product Type:	DEMOUNTABLE CONTAINER
Area:	


Company Logo	
TSU	

**DORCE**  
 PREFABRICATED BUILDING  
 & CONSTRUCTION INDUSTRY TRADE INC.  
 TEL: 90 (312) 472 82 10 (Pbx)  
 FAX: 90 (312) 472 82 18-19  
 E-MAIL: dorce@dorce.com.tr  
 WEB: www.dorce.com.tr

SHEET 5/18



# DET-05



NOTE

Rev. No.	Date	Rev. No.	Date
1	Rev.1	8	28.01.2014
2		9	
3		10	
4		11	
5		12	
6		13	
7		14	

Drawn by :	SENIZ BICER
Reviewed by :	BUSRA BALTASI
Drwg.Number :	T1589-SS/A06
Sheet Size :	A4
Plot Scale :	-
Dimension Type :	Millimeter
Proposal Number :	T1589
Proposal Date :	13.06.2013
Approval Date :	
Status	Proposal
	Ready For Construction
	X

Project Name  
-

Building Name / Drawing Name  
General Arrangement Drawings  
Architectural Sections & Details

Quantity :	
Product Type :	DEMOUNTABLE CONTAINER
Area :	

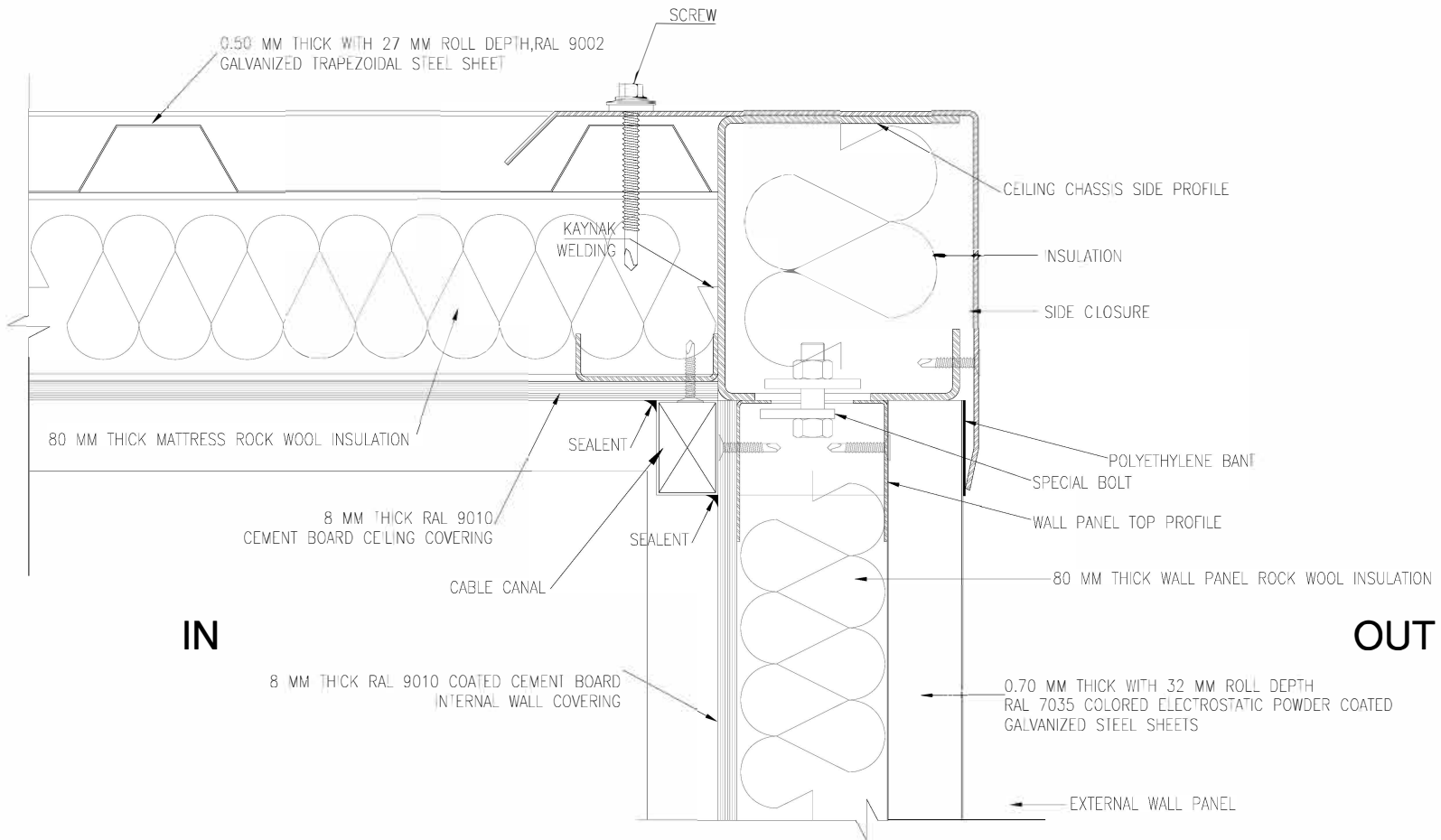
Compa nyog

## TSU

PO n° 9636Z-0141-PO-2000-001-IM-2003
DOC REF : DORCE-IMDW-0030-A01
SEC DOC REF : 9806J-0000-DW-2000-00287
DOC REV : D
REV DATE : 28-JAN-2014
DOC ITEM : *A2001
SHEET 6/18

**DORCE**  
 PREFABRICATED BUILDING  
 & CONSTRUCTION INDUSTRY TRADE INC.  
 TEL: 90 (312) 472 82 10 (Pbx)  
 FAX: 90 (312) 472 82 18-19  
 E-MAIL: dorce@dorce.com.tr  
 WEB: www.dorce.com.tr

THIS DRAWING IS PREPARED FOR TENDER/PROPOSAL PURPOSES ONLY. MINOR CHANGES AT DIMENSIONS AND ARRANGEMENTS MAY BE APPLIED IN ACCORDANCE WITH STANDARDS OF THE SUPPLIER AT THE PRODUCTION STAGE WITH THE CLIENTS APPROVAL.



DET-06

NOTE

Rev. No.	Date	Rev. No.	Date
1	Rev.1	8	28.01.2014
2		9	
3		10	
4		11	
5		12	
6		13	
7		14	

Drawn by :	SENIZ BICER				
Reviewed by :	BUSRA BALTASI				
Drwg.Number :	T1589-SS/A07				
Sheet Size :	A4				
Plot Scale :	-				
Dimension Type :	Millimeter				
Proposal Number :	T1589				
Proposal Date :	13.06.2013				
Approval Date :					
Status	<table border="1"> <tr> <td>Proposal</td> <td>Ready For Construction</td> </tr> <tr> <td>X</td> <td></td> </tr> </table>	Proposal	Ready For Construction	X	
Proposal	Ready For Construction				
X					

Project Name  
-

Building Name / Drawing Name  
General Arrangement Drawings  
Architectural Sections & Details

Quantity:

Product Type: DEMOUNTABLE CONTAINER

Area:

Compa nyolu  
**TSU**

PO n° 9636Z-0141-PO-2000-001-IM-2003
DOC REF : DORCE-IMDW-0030-A01
SEC DOC REF : 9806J-0000-DW-2000-00287
DOC REV : D
REV DATE : 28-JAN-2014
DOC ITEM : *A2001
SHEET 7/18

**DORCE**  
 PREFABRICATED BUILDING  
 & CONSTRUCTION INDUSTRY TRADE INC.  
 TEL: 90 (312) 472 82 10 (Pbx)  
 FAX: 90 (312) 472 82 18-19  
 E-MAIL: dorce@dorce.com.tr  
 WEB: www.dorce.com.tr

THIS DRAWING IS PREPARED FOR TENDER/PROPOSAL PURPOSES ONLY. MINOR CHANGES AT DIMENSIONS AND ARRANGEMENTS MAY BE APPLIED IN ACCORDANCE WITH STANDARDS OF THE SUPPLIER AT THE PRODUCTION STAGE WITH THE CLIENTS APPROVAL.




NOTE

Rev. No.	Date	Rev. No.	Date
1	Rev.1	28.01.2014	8
2			9
3			10
4			11
5			12
6			13
7			14

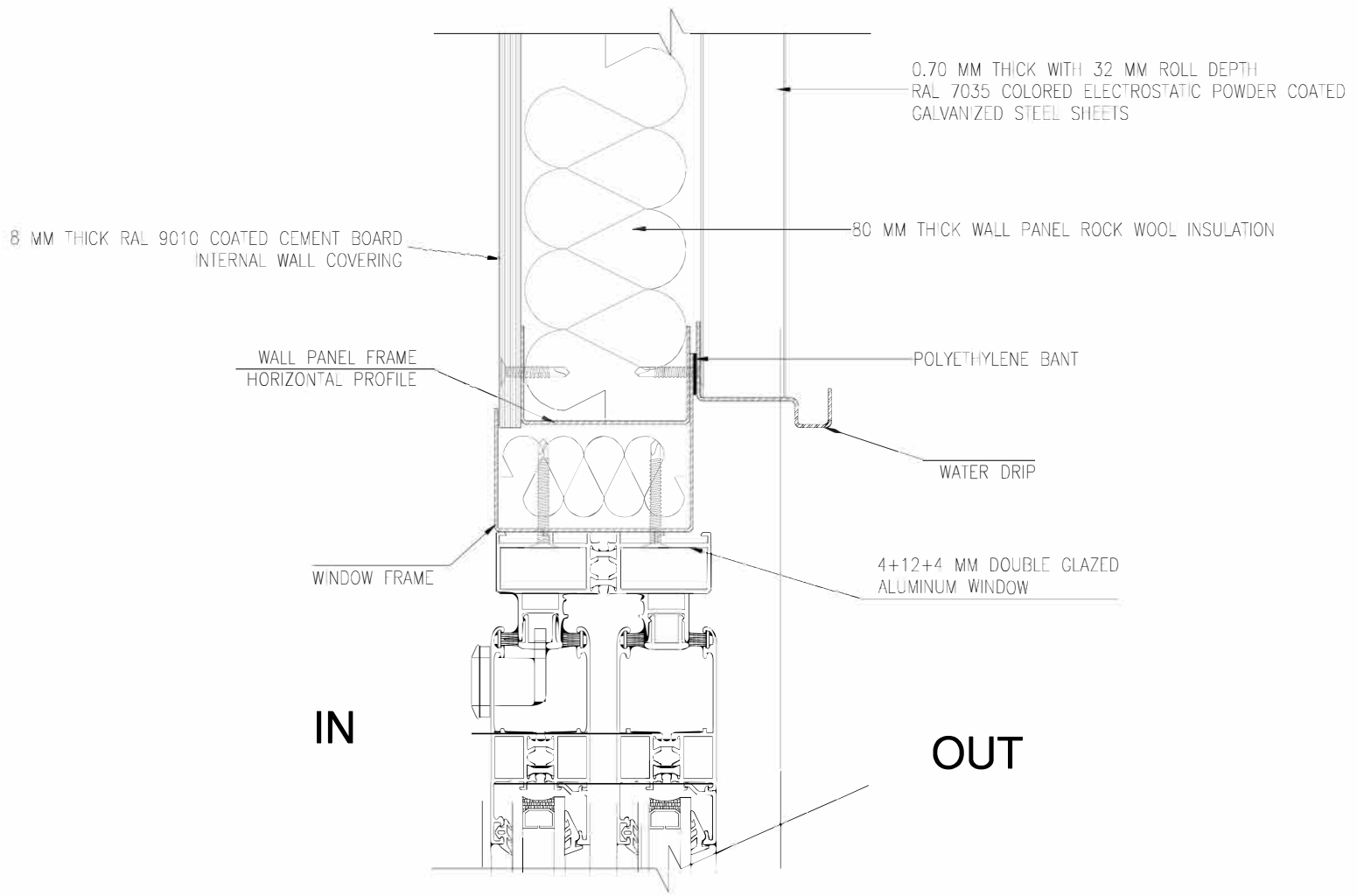
Drawn by :	SENIZ BICER				
Reviewed by :	BUSRA BALTASI				
Drwg.Number :	T1589-SS/A08				
Sheet Size :	A4				
Plot Scale :	-				
Dimension Type:	Millimeter				
Proposal Number:	T1589				
Proposal Date:	13.06.2013				
Approval Date:					
Status	<table border="1"> <tr> <td>Proposal</td> <td>Ready For Construction</td> </tr> <tr> <td>X</td> <td></td> </tr> </table>	Proposal	Ready For Construction	X	
Proposal	Ready For Construction				
X					

Project Name	
-	
Building Name / Drawing Name	
General Arrangement Drawings Architectural Sections & Details	

Quantity:	
Product Type:	DEMOUNTABLE CONTAINER
Area:	

Company Logo	
	


<b>PREFABRICATED BUILDING &amp; CONSTRUCTION INDUSTRY TRADE INC.</b>
<small>TEL: 90 (312) 472 82 10 (Pbx) FAX: 90 (312) 472 82 18-19 E-MAIL: dorce@dorce.com.tr WEB: www.dorce.com.tr</small>



DET-07

THIS DRAWING IS PREPARED FOR TENDERPROPOSAL PURPOSES ONLY. MINOR CHANGES AT DIMENSIONS AND ARRANGEMENTS MAY BE APPLIED IN ACCORDANCE WITH STANDARDS OF THE SUPPLIER AT THE PRODUCTION STAGE WITH THE CLIENTS APPROVAL.

IN

OUT

4+12+4 MM DOUBLE GLAZED  
ALUMINUM WINDOW

WINDOW FRAME

WALL PANEL FRAME  
HORIZONTAL PROFILE

8 MM THICK RAL 9010 COATED CEMENT BOARD  
INTERNAL WALL COVERING

POLYETHYLENE PANT

80 MM THICK WALL PANEL ROCK WOOL INSULATION

0.70 MM THICK WITH 32 MM ROLL DEPTH  
RAL 7035 COLORED ELECTROSTATIC POWDER COATED  
GALVANIZED STEEL SHEETS

DET-08

NOTE

Rev. No.	Date	Rev. No.	Date	
1	Rev.1	28.01.2014	8	
2			9	
3			10	
4			11	
5			12	
6			13	
7			14	

Drawn by : SENIZ BICER  
Reviewed by : BUSRA BALTASI  
Drwg.Number : T1589-SS/A09  
Sheet Size : A4  
Plot Scale : -  
Dimension Type: Millimeter  
Proposal Number: T1589  
Proposal Date: 13.06.2013  
Approval Date:

Status  Proposal  Ready For Construction

Project Name

Building Name / Drawing Name  
General Arrangement Drawings  
Architectural Sections & Details

Quantity:

Product Type: DEMOUNTABLE CONTAINER

Area:

Company Logo

TSU

PO n° 9636Z-0141-PO-2000-001-IM-2003  
DOC REF : DORCE-IMDW-0030-A01  
SEC DOC REF : 9806J-0000-DW-2000-00287  
DOC REV : D  
REV DATE : 28-JAN-2014  
DOC ITEM : \*A2001  
SHEET 9/18

**DORCE**  
PREFABRICATED BUILDING  
& CONSTRUCTION INDUSTRY TRADE INC.  
TEL: 90 (312) 472 82 10 (Pbx)  
FAX: 90 (312) 472 82 18-19  
E-MAIL: dorce@dorce.com.tr  
WEB: www.dorce.com.tr

8 MM THICK RAL 9010 COATED CEMENT BOARD  
INTERNAL WALL COVERING

IN

80 MM THICK WALL PANEL ROCK WOOL INSULATION

EXTERNAL WALL PANEL

2 MM THICK PVC FLOOR COVERING

CEMENTBOARD 18mm

FLOOR JOIST

80 MM THICK MATTRESS ROCK WOOL INSULATION

0.70 MM THICK WITH 32 MM ROLL DEPTH  
RAL 7035 COLORED ELECTROSTATIC POWDER COATED  
GALVANIZED STEEL SHEETS

POLYETHYLENE BANT

WALL PANEL FRAME BOTTOM PROFILE

SKIRTING

OUT

SPECIAL BOLT

INSULATION

M12 BOLT

CHASSIS FACE PROFILE

CHASSIS SIDE CLOSURE

SCREW

CHASSIS BOTTOM COVERING GLV TRAPEZOIDAL STEEL SHEET 0.5mm

DET-09

NOTE

Rev. No.	Date	Rev. No.	Date
1	Rev.1	28.01.2014	8
2			9
3			10
4			11
5			12
6			13
7			14

Drawn by : SENIZ BICER

Reviewed by : BUSRA BALTASI

Drwg.Number : T1589-SS/A10

Sheet Size : A4

Plot Scale : -

Dimension Type : Millimeter

Proposal Number : T1589

Approval Date : 13.06.2013

Approval Date :

Status	Proposal	Ready For Construction
	X	

Project Name

Building Name / Drawing Name  
General Arrangement Drawings  
Architectural Sections & Details

Quantity :

Product Type : DEMOUNTABLE CONTAINER

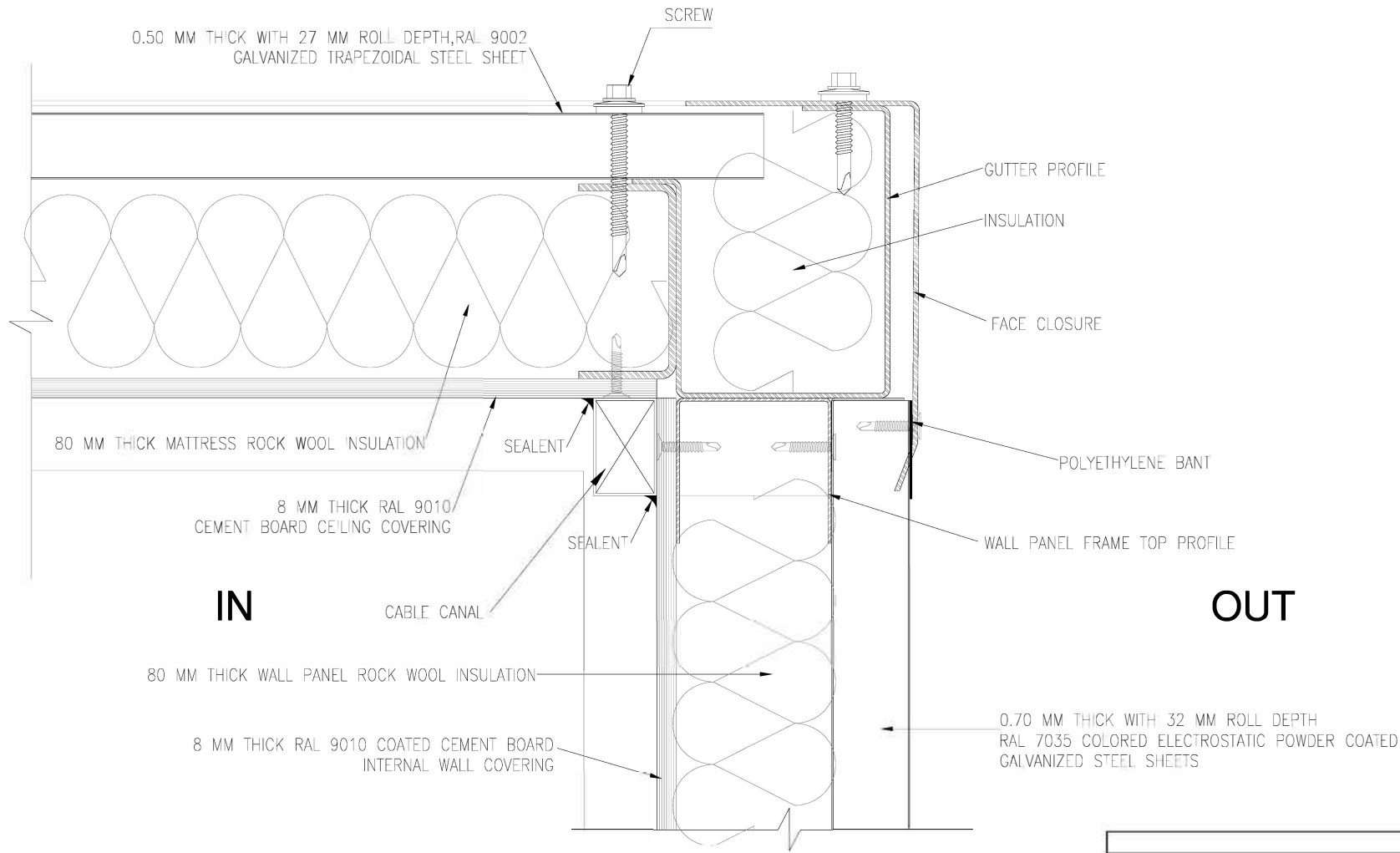
Area :

Company Logo

TSU

PO n° 9636Z-0141-PO-2000-001-IM-2003
DOC REF : DORCE-IMDW-0030-A01
SEC DOC REF : 9806J-0000-DW-2000-00287
DOC REV : D
REV DATE : 28-JAN-2014
DOC ITEM : *A2001
SHEET 10/18

**DORCE**  
PREFABRICATED BUILDING  
& CONSTRUCTION INDUSTRY TRADE INC.  
TEL: 90 (312) 472 82 10 (Pbx)  
FAX: 90 (312) 472 82 18-19  
E-MAIL: dorce@dorce.com.tr  
WEB: www.dorce.com.tr



**DET-10**

NOTE

Rev. No.	Date	Rev. No.	Date
1	Rev.1	8	28.01.2014
2		9	
3		10	
4		11	
5		12	
6		13	
7		14	

Drawn by :	SENIZ BICER
Reviewed by :	BUSRA BALTASI
Drwg.Number :	T1589-SS/A11
Sheet Size :	A4
Plot Scale :	-
Dimension Type:	Millimeter
Proposal Number:	T1589
Approval Date:	13.06.2013
Approval Date:	
Status	Proposal
	Ready For Construction
	X

Project Name  
-

Building Name / Drawing Name  
General Arrangement Drawings  
Architectural Sections & Details

Quantity:

Product Type: DEMOUNTABLE CONTAINER

Area:

Company Logo  
**TSU**

DOC REF : DORCE-IMDW-0030-A01
SEC DOC REF : 9806J-0000-DW-2000-00287
DOC REV : D
REV DATE : 28-JAN-2014
DOC ITEM : *A2001
SHEET 11/18

**DORCE**  
**PREFABRICATED BUILDING & CONSTRUCTION INDUSTRY TRADE INC.**  
 TEL: 90 (312) 472 82 10 (Pbx)  
 FAX: 90 (312) 472 82 18-19  
 E-MAIL: dorce@dorce.com.tr  
 WEB: www.dorce.com.tr

THIS DRAWING IS PREPARED FOR TENDER/PROPOSAL PURPOSES ONLY. MINOR CHANGES AT DIMENSIONS AND ARRANGEMENTS MAY BE APPLIED IN ACCORDANCE WITH STANDARDS OF THE SUPPLIER AT THE PRODUCTION STAGE WITH THE CLIENTS APPROVAL.

NOTE

Rev. No.	Date	Rev. No.	Date
1	Rev.1	8	28.01.2014
2		9	
3		10	
4		11	
5		12	
6		13	
7		14	

Drawn by :	SENIZ BICER				
Reviewed by :	BUSRA BALTASI				
Drwg.Number :	T1589-SS/A12				
Sheet Size :	A4				
Plot Scale :	-				
Dimension Type :	Millimeter				
Proposal Number :	T1589				
Proposal Date :	13.06.2013				
Approval Date :					
Status	<table border="1"> <tr> <td>Proposal</td> <td>Ready For Construction</td> </tr> <tr> <td>X</td> <td></td> </tr> </table>	Proposal	Ready For Construction	X	
Proposal	Ready For Construction				
X					

Project Name	
-	
Building Name / Drawing Name	
General Arrangement Drawings Architectural Sections & Details	

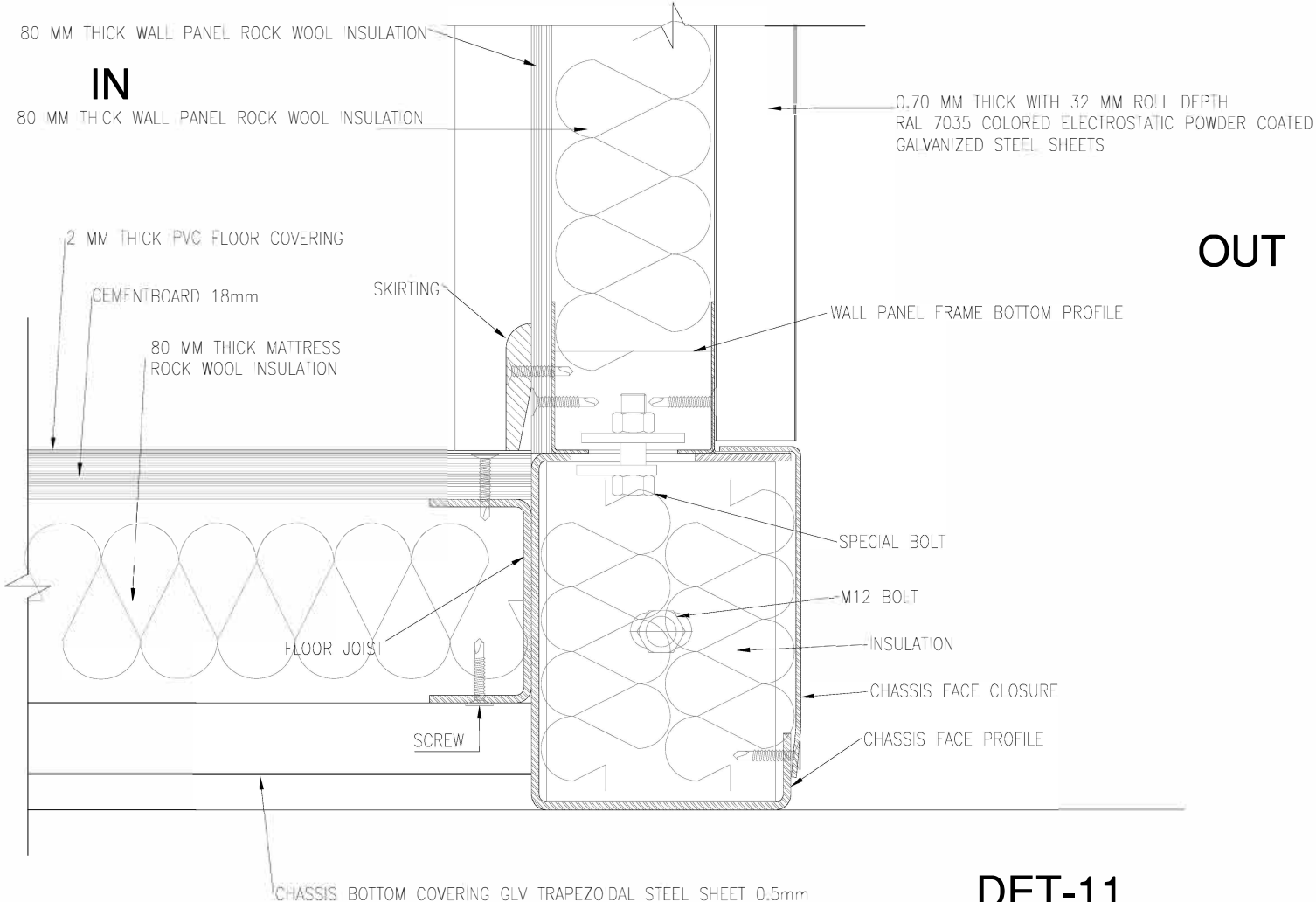
Quantity :	
Product Type :	DEMOUNTABLE CONTAINER
Area :	

Company Logo	
<b>TSU</b>	

**DORCE**

**PREFABRICATED BUILDING  
& CONSTRUCTION INDUSTRY TRADE INC.**

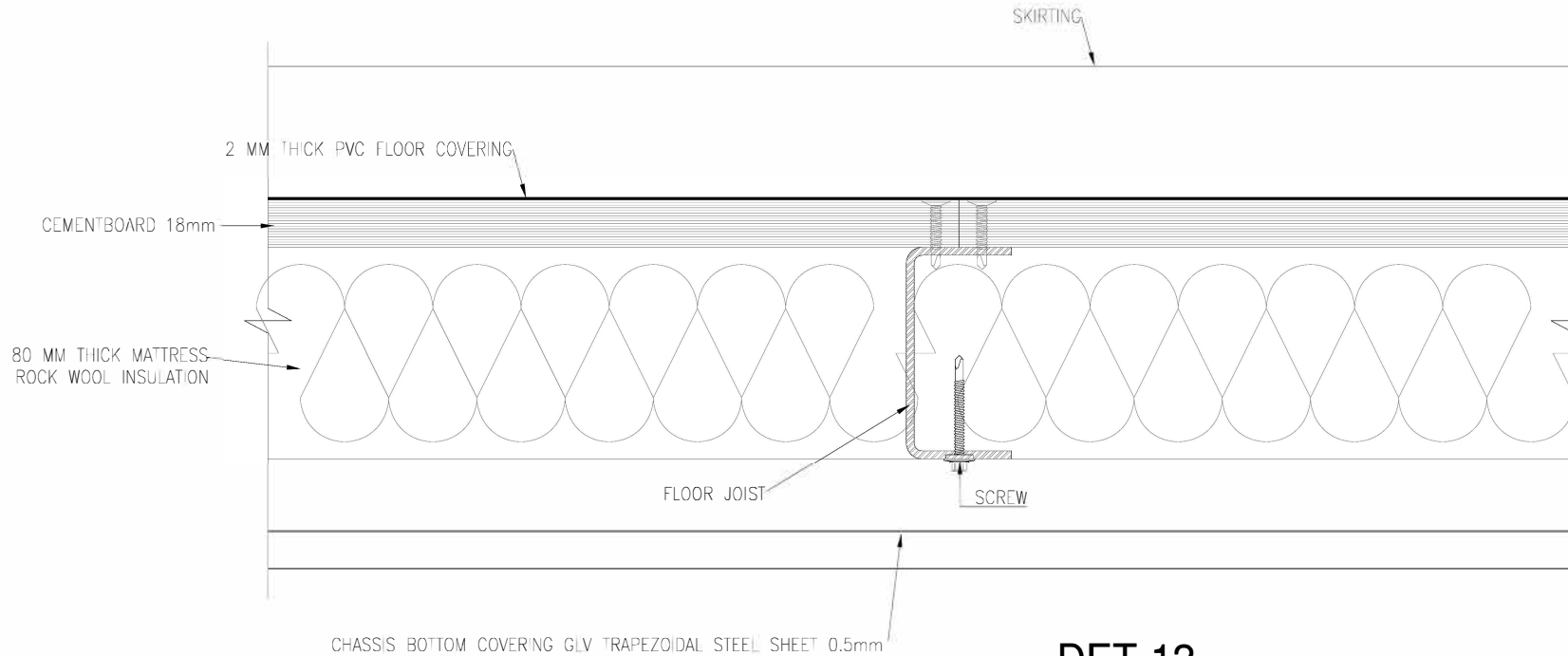
TEL: 90 (312) 472 82 10 (Pbx)  
FAX: 90 (312) 472 82 18-19  
E-MAIL: dorce@dorce.com.tr  
WEB: www.dorce.com.tr



**DET-11**

PO n° 9636Z-0141-PO-2000-001-IM-2003
DOC REF : DORCE-IMDW-0030-A01
SEC DOC REF : 9806J-0000-DW-2000-00287
DOC REV : D
REV DATE : 28-JAN-2014
DOC ITEM : *A2001
SHEET 12/18

THIS DRAWING IS PREPARED FOR TENDER/PROPOSAL PURPOSES ONLY. MINOR CHANGES AT DIMENSIONS AND ARRANGEMENTS MAY BE APPLIED IN ACCORDANCE WITH STANDARDS OF THE SUPPLIER AT THE PRODUCTION STAGE WITH THE CLIENTS APPROVAL.



DET-12

NOTE

Rev. No.	Date	Rev. No.	Date
1	Rev.1	8	28.01.2014
2		9	
3		10	
4		11	
5		12	
6		13	
7		14	

Drawn by :	SENIZ BICER
Reviewed by :	BUSRA BALTASI
Drwg.Number :	T1589-SS/A13
Sheet Size:	A4
Plot Scale :	-
Dimension Type:	Millimeter
Proposal Number:	T1589
Proposal Date:	13.06.2013
Approval Date:	
Status	Proposal
	Ready For Construction
	X

Project Name	-
Building Name / Drawing Name	General Arrangement Drawings Architectural Sections & Details

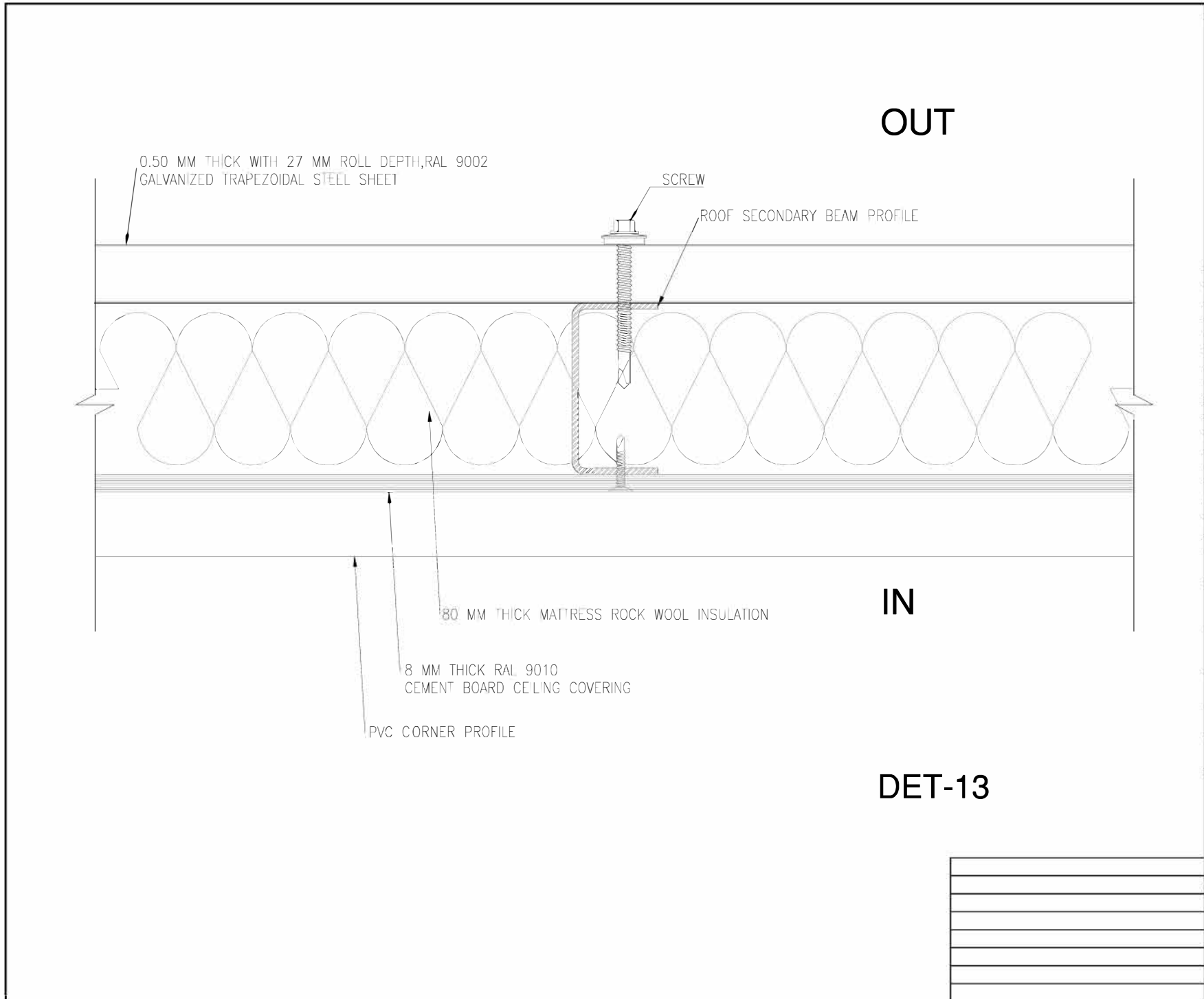
Quantity:	
Product Type:	DEMOUNTABLE CONTAINER
Area:	

Compa nyogo	
TSU	

PO n° 9636Z-0141-PO-2000-001-IM-2003
DOC REF : DORCE-IMDW-0030-A01
SEC DOC REF : 9806J-0000-DW-2000-00287
DOC REV : D
REV DATE : 28-JAN-2014
DOC ITEM : *A2001
SHEET 13/18

**DORCE**  
 PREFABRICATED BUILDING  
 & CONSTRUCTION INDUSTRY TRADE INC.  
 TEL: 90 (312) 472 82 10 (Pbx)  
 FAX: 90 (312) 472 82 18-19  
 E-MAIL: dorce@dorce.com.tr  
 WEB: www.dorce.com.tr

THIS DRAWING IS PREPARED FOR TENDER/PROPOSAL PURPOSES ONLY. MINOR CHANGES AT DIMENSIONS AND ARRANGEMENTS MAY BE APPLIED IN ACCORDANCE WITH STANDARDS OF THE SUPPLIER AT THE PRODUCTION STAGE WITH THE CLIENTS APPROVAL.



NOTE

Rev. No.	Date	Rev. No.	Date
1	Rev.1	28.01.2014	8
2			9
3			10
4			11
5			12
6			13
7			14

Drawn by :	SENIZ BICER				
Reviewed by :	BUSRA BALTASI				
Drwg.Number :	T1589-SS/A14				
Plot Scale :	-				
Dimension Type:	Millimeter				
Proposal Number:	T1589				
Proposal Date:	13.06.2013				
Approval Date:					
Status	<table border="1"> <tr> <td>Proposal</td> <td>Ready For Construction</td> </tr> <tr> <td>X</td> <td></td> </tr> </table>	Proposal	Ready For Construction	X	
Proposal	Ready For Construction				
X					

Project Name  
-

Building Name / Drawing Name  
General Arrangement Drawings  
Architectural Sections & Details

Quantity:	
Product Type:	DEMOUNTABLE CONTAINER
Area:	

Company Logo

**TSU**

**DORCE**  
 PREFABRICATED BUILDING  
 & CONSTRUCTION INDUSTRY TRADE INC.  
 TEL: 90 (312) 472 82 10 (Pbx)  
 FAX: 90 (312) 472 82 18-19  
 E-MAIL: dorce@dorce.com.tr  
 WEB: www.dorce.com.tr

THIS DRAWING IS PREPARED FOR TENDERPROPOSAL PURPOSES ONLY. MINOR CHANGES AT DIMENSIONS AND ARRANGEMENTS MAY BE APPLIED IN ACCORDANCE WITH STANDARDS OF THE SUPPLIER AT THE PRODUCTION STAGE WITH THE CLIENTS APPROVAL.

0.70 MM THICK WITH 32 MM ROLL DEPTH  
RAL 7035 COLORED ELECTROSTATIC POWDER COATED  
GALVANIZED STEEL SHEETS

OUT

PANEL FRAME HORIZONTAL PROFILE

8 MM THICK RAL 9010 COATED CEMENT BOARD  
INTERNAL WALL COVERING

80 MM THICK WALL PANEL ROCK WOOL INSULATION

IN

PVC CORNER PROFILE

DET-14

NOTE

Rev. No.	Date	Rev. No.	Date
1	Rev.1	28.01.2014	8
2			9
3			10
4			11
5			12
6			13
7			14

Drawn by :	SENIZ BICER				
Reviewed by :	BUSRA BALTASI				
Drwg.Number :	T1589-SS/A15				
Sheet Size :	A4				
Plot Scale :	-				
Dimension Type:	Millimeter				
Proposal Number:	T1589				
Proposal Date:	13.06.2013				
Approval Date:					
Status	<table border="1"> <tr> <td>Proposal</td> <td>Ready For Construction</td> </tr> <tr> <td>X</td> <td></td> </tr> </table>	Proposal	Ready For Construction	X	
Proposal	Ready For Construction				
X					

Project Name	-
Building Name / Drawing Name	General Arrangement Drawings Architectural Sections & Details

Quantity:	
Product Type:	DEMOUNTABLE CONTAINER
Area:	

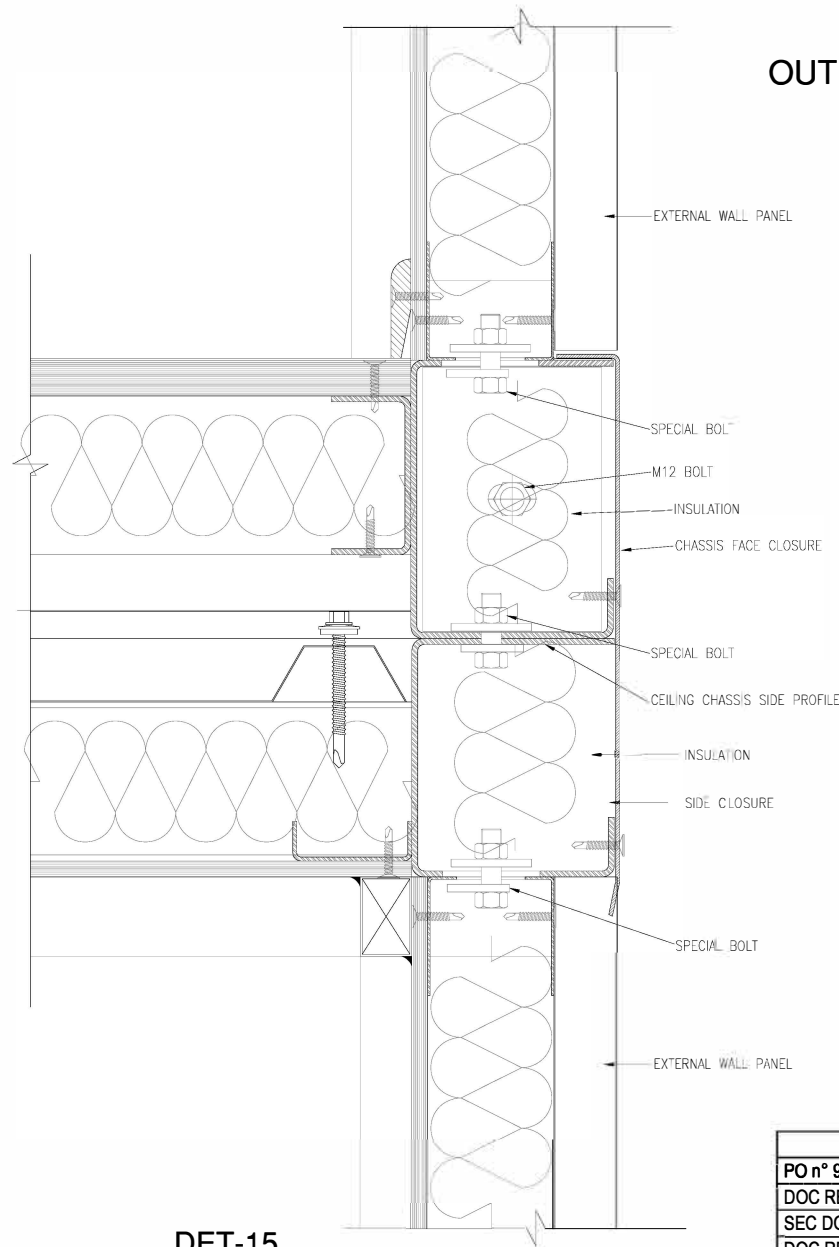
Company Logo	
TSU	

PO n° 9636Z-0141-PO-2000-001-IM-2003
DOC REF : DORCE-IMDW-0030-A01
SEC DOC REF : 9806J-0000-DW-2000-00287
DOC REV : D
REV DATE : 28-JAN-2014
DOC ITEM : *A2001
SHEET 15/18

**DORCE**  
 PREFABRICATED BUILDING  
 & CONSTRUCTION INDUSTRY TRADE INC.  
 TEL: 90 (312) 472 82 10 (Pbx)  
 FAX: 90 (312) 472 82 18-19  
 E-MAIL: dorce@dorce.com.tr  
 WEB: www.dorce.com.tr

THIS DRAWING IS PREPARED FOR TENDER/PROPOSAL PURPOSES ONLY. MINOR CHANGES AT DIMENSIONS AND ARRANGEMENTS MAY BE APPLIED IN ACCORDANCE WITH STANDARDS OF THE SUPPLIER AT THE PRODUCTION STAGE WITH THE CLIENTS APPROVAL.





DET-15

OUT

IN

PO n° 9636Z-0141-PO-2000-001-IM-2003
DOC REF : DORCE-IMDW-0030-A01
SEC DOC REF : 9806J-0000-DW-2000-00287
DOC REV : D
REV DATE : 28-JAN-2014
DOC ITEM : *A2001
SHEET 16/18

NOTE

Rev. No.	Date	Rev. No.	Date
1	Rev.1	28.01.2014	8
2			9
3			10
4			11
5			12
6			13
7			14

Drawn by :	SENIZ BICER				
Reviewed by :	BUSRA BALTASI				
Drwg.Number :	T1589-SS/A16				
Sheet Size :	A4				
Plot Scale :	-				
Dimension Type:	Millimeter				
Proposal Number:	T1589				
Proposal Date:	13.06.2013				
Approval Date:					
Status	<table border="1"> <tr> <td>Proposal</td> <td>Ready For Construction</td> </tr> <tr> <td>X</td> <td></td> </tr> </table>	Proposal	Ready For Construction	X	
Proposal	Ready For Construction				
X					

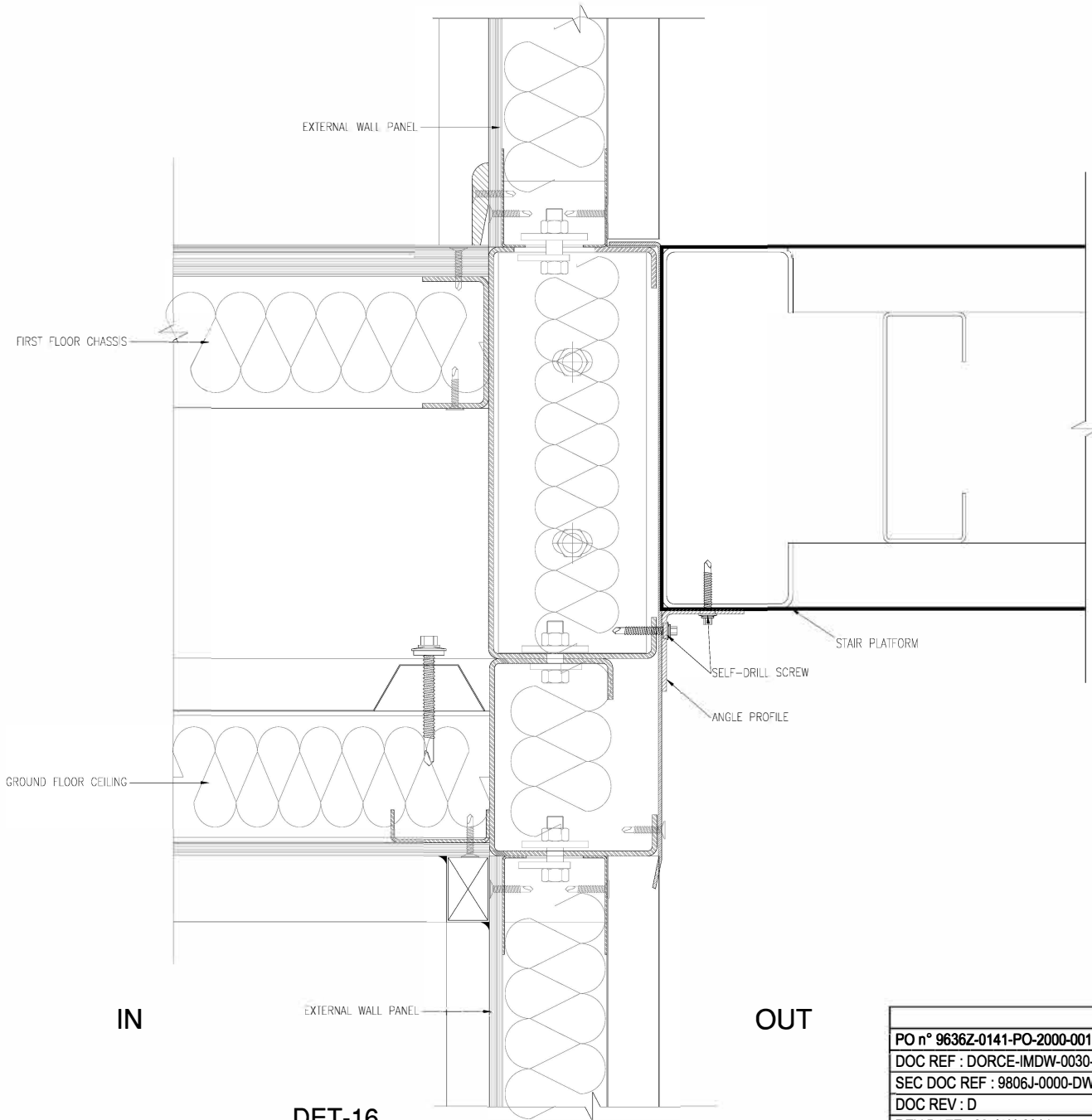
Project Name	-
Building Name / Drawing Name	General Arrangement Drawings Architectural Sections & Details

Quantity:	
Product Type:	DEMOUNTABLE CONTAINER
Area:	

Compa nyogü
TSU

**DORCE**  
 PREFABRICATED BUILDING  
 & CONSTRUCTION INDUSTRY TRADE INC.  
 TEL: 90 (312) 472 82 10 (Pbx)  
 FAX: 90 (312) 472 82 18-19  
 E-MAIL: dorce@dorce.com.tr  
 WEB: www.dorce.com.tr

THIS DRAWING IS PREPARED FOR TENDER/PROPOSAL PURPOSES ONLY. MINOR CHANGES AT DIMENSIONS AND ARRANGEMENTS MAY BE APPLIED IN ACCORDANCE WITH STANDARDS OF THE SUPPLIER AT THE PRODUCTION STAGE WITH THE CLIENTS APPROVAL.



DET-16

NOTE

Rev. No.	Date	Rev. No.	Date
1	Rev.1	28.01.2014	8
2			9
3			10
4			11
5			12
6			13
7			14

Drawn by :	SENIZ BICER				
Reviewed by :	BUSRA BALTASI				
Drwg.Number :	T1589-SS/A17				
Sheet Size :	A4				
Plot Scale :	-				
Dimension Type:	Millimeter				
Proposal Number:	T1589				
Proposal Date:	13.06.2013				
Approval Date:					
Status	<table border="1"> <tr> <td>Proposal</td> <td>Ready For Construction</td> </tr> <tr> <td>X</td> <td></td> </tr> </table>	Proposal	Ready For Construction	X	
Proposal	Ready For Construction				
X					

Project Name	
-	
Building Name / Drawing Name	
General Arrangement Drawings Architectural Sections & Details	

Quantity:	
Product Type:	DEMOUNTABLE CONTAINER
Area:	

Compa nyogo
<b>TSU</b>

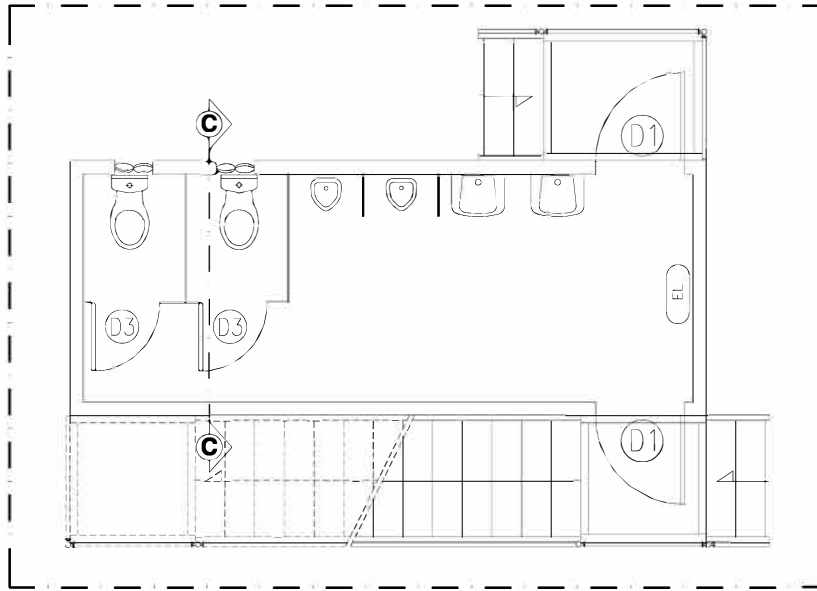
PO n° 9636Z-0141-PO-2000-001-IM-2003
DOC REF : DORCE-IMDW-0030-A01
SEC DOC REF : 9806J-0000-DW-2000-00287
DOC REV : D
REV DATE : 28-JAN-2014
DOC ITEM : *A2001
SHEET 17/18

**DORCE**

**PREFABRICATED BUILDING  
& CONSTRUCTION INDUSTRY TRADE INC.**

TEL: 90 (312) 472 82 10 (Pbx)  
FAX: 90 (312) 472 82 18-19  
E-MAIL: dorce@dorce.com.tr  
WEB: www.dorce.com.tr

THIS DRAWING IS PREPARED FOR TENDER/PROPOSAL PURPOSES ONLY. MINOR CHANGES AT DIMENSIONS AND ARRANGEMENTS MAY BE APPLIED IN ACCORDANCE WITH STANDARDS OF THE SUPPLIER AT THE PRODUCTION STAGE WITH THE CLIENTS APPROVAL.

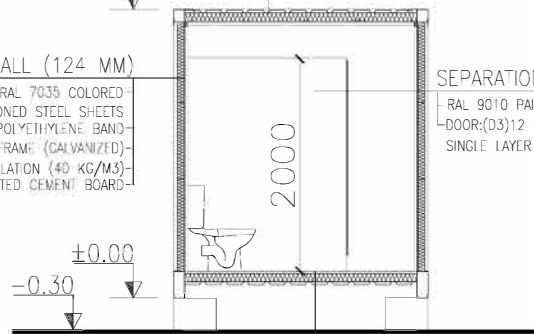


GROUND FLOOR PLAN

ROOF AND CEILING COVERINGS

- 0.50 MM THICK WITH 27 MM ROLL DEPTH, RAL 9002 PAINTED GALVANIZED TRAPEZOIDAL SECTIONED STEEL SHEETS
- 80 MM THICK MATRESS ROCK WOOL INSULATION (40 KG/M3)
- 8 MM THICK RAL 9010 PAINTED CEMENT BOARD CEILING COVERING

+2.72



SECTION C-C

EXTERNAL WALL (124 MM)

- 0.70 MM THICK WITH 32 MM ROLL DEPTH, RAL 7035 COLORED ELECTROSTATIC POWDER COATED GALVANIZED TRAPEZOIDAL SECTIONED STEEL SHEETS
- 2 MM THICK POLYETHYLENE BAND
- STEEL SHEET PANEL FRAME (GALVANIZED)
- 80 MM THICK WALL PANEL ROCK WOOL INSULATION (40 KG/M3)
- 8 MM THICK RAL 9010 PAINTED CEMENT BOARD

SEPARATION WALL FOR WC AREAS (12 MM)

- RAL 9010 PAINTED CEMENT BOARD WALL PANEL
- DOOR:(D3)12 MM THICK RAL 9010 PAINTED CEMENT BOARD SINGLE LAYER WITH TOILET LOCK

FLOOR

- 2 MM THICK PVC BASED, GREY COLOR,WELDED TYPE FLOOR COVERING
- 18 MM THICK UNPAINTED CEMENT BOARD
- 80 MM THICK MATRESS ROCK WOOL INSULATION
- STEEL SHEET PROFILES (2 LAYERS OF UNDERCOATED)
- 0.50 MM THICK WITH 27 MM ROLL DEPTH, UNPAINTED GALVANIZED TRAPEZOIDAL SECTIONED STEEL SHEET

NOTE		
CODE	DIMENSIONS (mm)	NAME
D1	840/2030	EXTERNAL DOOR W/GRILLE
D2	740/1980	INTERNAL DOOR
D3	640/1980	WC DOOR (WOODEN)
D3A	640/1980	WC DOOR (CEMENT BOARD)
D4	1720/2030	DOUBLE EXTERNAL DOOR
D5	1480/1980	DOUBLE INTERNAL DOOR
W1	840/1200	VERTICAL SLIDING WINDOW
W2	800/400	BAND WINDOW

Rev. No.	Date	Rev. No.	Date
1	Rev.1	8	28.01.2014
2		9	
3		10	
4		11	
5		12	
6		13	
7		14	

Drawn by :	SENIZ BICER
Reviewed by :	BUSRA BALTASI
Drwg.Number :	T1589-SS/A18
Sheet Size :	A4
Plot Scale :	-
Dimension Type:	Millimeter
Proposal Number:	T1589
Proposal Date:	13.06.2013
Approval Date:	

Status	Proposal	Ready For Construction
	X	

Project Name	-
--------------	---

Building Name / Drawing Name  
**General Arrangement Drawings**  
**Architectural Sections & Details**

Quantity:	1
-----------	---

Product Type:	DEMOUNTABLE CONTAINER
---------------	-----------------------

Area:	<b>14.42 M2</b>
-------	-----------------

Company Logo	TSU
--------------	-----

**DORCE**  
 PREFABRICATED BUILDING  
 & CONSTRUCTION INDUSTRY TRADE INC.  
 TEL: 90 (312) 472 82 10 (Pbx)  
 FAX: 90 (312) 472 82 18-19  
 E-MAIL: dorce@dorce.com.tr  
 WEB: www.dorce.com.tr

THIS DRAWING IS PREPARED FOR TENDERPROPOSAL PURPOSES ONLY. MINOR CHANGES AT DIMENSIONS AND ARRANGEMENTS MAY BE APPLIED IN ACCORDANCE WITH STANDARDS OF THE SUPPLIER AT THE PRODUCTION STAGE WITH THE CLIENTS APPROVAL.


**APPENDIX C**  
**MODULAR CONTAINER OFFICES**  
**ORIGINAL PACKING LIST**





**YOU MINE. WE SELL.**


+1 (530) 534-7965  
info@amking.com

Pre-Owned Mining, Processing & Construction Equipment Since 1979i


				SUPPLIER - Fournisseur -		PACKING LIST				PL				
				 DORGE PREFABRICATED BUILDING AND CONSTRUCTION INDUSTRY TRADE INC.				Liste de colisage		Code Eng		N° ordre avt		
				N° P0 Chrono				PO		2000		1		
				Number of Packages Nombre de colis 7				Total Net Weight Poids Net Total 10210,000 KGS		Total Gross Weight Poids Brut Total 10345,000 KGS		Total Volume Volume Total 57,745		
FINAL DESTINATION Destination Finale FRANCE				Loading Date La Date de Chargement				Truck N° Camion N°		Container Serial N° Conteneur Sériel N°		Container N° Conteneur N°		
Package N° Colis N°	Quantity of Package Quantité de Colis	Unit weight in Kg Poids unitaire en Kg Net Gross Net Brut		Measurement ( in centimeters) Length x Width x Height Dimensions ( en centimeters) Longueur x Largeur x Hauteur				Unit volume in Volume unitaire en M3	ITEM / TAG N°	Quantity Quantités	Description of goods Désignation des marchandises			
1 of 7 K-1	1 BUNDLE	1270	1283	601	X	240	X	39	5,623	OFFICES (B143-15)	1 PCS	2400*6008 FLOOR CHASSIS	STORAGE CODE = XXX	
1 of 7 K-1	1 BUNDLE	1270	1283	601	X	240	X	39	5,623	2400*6008 ROOF CHASSIS	1 PCS	2400*6008 ROOF CHASSIS	STORAGE CODE = XXX	
2 of 7 K-7	1 BUNDLE	1270	1283	601	X	240	X	39	5,623	OFFICETOILETS&OFFICES (B143-101)(B143-	1 PCS	2400*6008 FLOOR CHASSIS	STORAGE CODE = XXX	
2 of 7 K-7	1 BUNDLE	1270	1283	601	X	240	X	39	5,623	2400*6008 ROOF CHASSIS	1 PCS	2400*6008 ROOF CHASSIS	STORAGE CODE = XXX	
3 of 7 K-16	1 BUNDLE	1270	1283	601	X	240	X	39	5,623	TOILETS&OFFICES (B143-111)(B143-	1 PCS	2400*6008 FLOOR CHASSIS	STORAGE CODE = XXX	
3 of 7 K-16	1 BUNDLE	1270	1283	601	X	240	X	39	5,623	2400*6008 ROOF CHASSIS	1 PCS	2400*6008 ROOF CHASSIS	STORAGE CODE = XXX	
4 of 7 K-17	1 BUNDLE	1270	1283	601	X	240	X	39	5,623	TOILETS&OFFICES (B143-111)(B143-	1 PCS	2400*6008 FLOOR CHASSIS	STORAGE CODE = XXX	
4 of 7 K-17	1 BUNDLE	1270	1283	601	X	240	X	39	5,623	2400*6008 ROOF CHASSIS	1 PCS	2400*6008 ROOF CHASSIS	STORAGE CODE = XXX	
5 of 7 K-19	1 BUNDLE	900	923	440	X	240	X	39	4,118	OFFICES (B800-04)	1 PCS	2400*4400 FLOOR CHASSIS	STORAGE CODE = XXX	
5 of 7 K-19	1 BUNDLE	900	923	440	X	240	X	39	4,118	2400*4400 ROOF CHASSIS	1 PCS	2400*4400 ROOF CHASSIS	STORAGE CODE = XXX	
6 of 7 P-1	1 BUNDLE	2000	2030	576	X	115	X	235	15,566	14,42 M2 OFFICES (B143	1 PCS	L:5760 MM D-W1-D-D-W1-D (1,2 MM) EXTERNAL PANEL	STORAGE CODE = XXX	
6 of 7 P-1	1 BUNDLE	2000	2030	576	X	115	X	235	15,566	14,42 M2 OFFICES (B143	1 PCS	L:5760 MM D-D-D-D-D (1,2 MM) EXTERNAL PANEL	STORAGE CODE = XXX	
6 of 7 P-1	1 BUNDLE	2000	2030	576	X	115	X	235	15,566	14,42 M2 OFFICES (B143	1 PCS	L:2152 MM D-D-D (1,2 MM) EXTERNAL PANEL	STORAGE CODE = XXX	
6 of 7 P-1	1 BUNDLE	2000	2030	576	X	115	X	235	15,566	14,42 M2 OFFICES (B143	1 PCS	L:2152 MM D1L-D-D (1,2 MM) EXTERNAL PANEL	STORAGE CODE = XXX	
6 of 7 P-1	1 BUNDLE	2000	2030	576	X	115	X	235	15,566	10,56 M2 OFFICES (B800	1 PCS	L:4152 MM D-W1-D-D1R (1,2 MM) EXTERNAL PANEL	STORAGE CODE = XXX	
6 of 7 P-1	1 BUNDLE	2000	2030	576	X	115	X	235	15,566	10,56 M2 OFFICES (B800	1 PCS	L:4152 MM D-D-D-D (1,2 MM) EXTERNAL PANEL	STORAGE CODE = XXX	
6 of 7 P-1	1 BUNDLE	2000	2030	576	X	115	X	235	15,566	10,56 M2 OFFICES (B800	2 PCS	L:2152 MM D-D-D (1,2 MM) EXTERNAL PANEL	STORAGE CODE = XXX	
7 of 7 P-2	1 BUNDLE	2230	2260	576	X	115	X	235	15,566	28,84 M2 TOILET&OFFIC	1 PCS	L:5760 MM D1L-D-W1-D-D-D (1,2 MM) EXTERNAL PANEL	STORAGE CODE = XXX	
7 of 7 P-2	1 BUNDLE	2230	2260	576	X	115	X	235	15,566	28,84 M2 TOILET&OFFIC	1 PCS	L:5760 MM D-W1-D-D-D-D (1,2 MM) EXTERNAL PANEL	STORAGE CODE = XXX	
7 of 7 P-2	1 BUNDLE	2230	2260	576	X	115	X	235	15,566	28,84 M2 TOILET&OFFIC	1 PCS	L:5760 MM D-D-D-D-D1R (1,2 MM) EXTERNAL PANEL	STORAGE CODE = XXX	
7 of 7 P-2	1 BUNDLE	2230	2260	576	X	115	X	235	15,566	28,84 M2 TOILET&OFFIC	1 PCS	L:5760 MM D1L-D-D-D-F LAV (1,2 MM) EXTERNAL PANEL	STORAGE CODE = XXX	
7 of 7 P-2	1 BUNDLE	2230	2260	576	X	115	X	235	15,566	28,84 M2 TOILET&OFFIC	4 PCS	L:2152 MM D-D-D (1,2 MM) EXTERNAL PANEL	STORAGE CODE = XXX	
TOTAL		10210,00	10345,00					57,75	Country of origin/Pays d'origine : TURKEY			Page N°	1 / 1	


				SUPPLIER - Fournisseur -  <small>PREFABRICATED BUILDING AND CONSTRUCTION INDUSTRY TRADE INC.</small>		PACKING LIST <i>Liste de colisage</i>			<b>PL</b>				
						N° P0 Chrono	Activité-Unité		Code Eng	N° ordre	avt		
						<b>PO</b>			2000	1			
				Number of Packages <i>Nombre de colis</i> 7		Total Net Weight <i>Poids Net Total</i> 10105,000 KGS		Total Gross Weight <i>Poids Brut Total</i> 10250,000 KGS		Total Volume <i>Volume Total</i> 57,745			
FINAL DESTINATION <i>Destination Finale</i> <b>FRANCE</b>				Loading Date <i>La Date de Chargement</i>		Truck N° <i>Camion N°</i>		Container Serial N° <i>Conteneur Sériel N°</i>		Container N° <i>Conteneur N°</i>			
Package N°	Quantity of Package	Unit weight in Kg		Measurement ( in centimeters)				Unit volume in	ITEM / TAG	Quantity	Description of goods		
Colis N°	Quantité de Colis	Net	Gross	Length x Width x Height				Volume unitaire en	N°	Quantités	Désignation des marchandises		
		Net	Brut	Dimensions ( en centimeters )				M3					
		Net	Brut	Longueur x Largeur x Hauteur									
1 of 7 K-2	1 BUNDLE	1270	1283	601	X	240	X	39	5,623	TOILETS&OFFICES (B143-100)(B143-200)	1 PCS 1 PCS	2400*6008 FLOOR CHASSIS 2400*6008 ROOF CHASSIS	STORAGE CODE = XXX
2 of 7 K-4	1 BUNDLE	1270	1283	601	X	240	X	39	5,623	TOILETS&OFFICES (B143-101)(B143-	1 PCS 1 PCS	2400*6008 FLOOR CHASSIS 2400*6008 ROOF CHASSIS	STORAGE CODE = XXX
3 of 7 K-5	1 BUNDLE	1270	1283	601	X	240	X	39	5,623	TOILETS&OFFICES (B143-101)(B143-	1 PCS 1 PCS	2400*6008 FLOOR CHASSIS 2400*6008 ROOF CHASSIS	STORAGE CODE = XXX
4 of 7 K-6	1 BUNDLE	1270	1283	601	X	240	X	39	5,623	TOILETS&OFFICES (B143-101)(B143-	1 PCS 1 PCS	2400*6008 FLOOR CHASSIS 2400*6008 ROOF CHASSIS	STORAGE CODE = XXX
5 of 7 K-18	1 BUNDLE	900	923	440	X	240	X	39	4,118	OFFICES (B800-04)	1 PCS 1 PCS	2400*4400 FLOOR CHASSIS 2400*4400 ROOF CHASSIS	STORAGE CODE = XXX
6 of 7 P-3	1 BUNDLE	2400	2440	576	X	115	X	235	15,566	57,68 M2 TOILET&OFFIC	1 PCS	L:5760 MM D1L-D-W1-D-W1-D (1,2 MM) EXTERNAL PANEL	STORAGE CODE = XXX
										57,68 M2 TOILET&OFFIC	1 PCS	L:5760 MM D-W1-D-W1-D-D1R (1,2 MM) EXTERNAL PANEL	
										57,68 M2 TOILET&OFFIC	1 PCS	L:5760 MM D1L-D-D-D-D (1,2 MM) EXTERNAL PANEL	
										57,68 M2 TOILET&OFFIC	3 PCS	L:5760 MM D-D-D-D-D (1,2 MM) EXTERNAL PANEL	
7 of 7 P-4	1 BUNDLE	1725	1755	576	X	115	X	235	15,566	57,68 M2 TOILET&OFFIC	1 PCS	L:5760 MM F-F-D-D-D (1,2 MM) EXTERNAL PANEL	STORAGE CODE = XXX
										57,68 M2 TOILET&OFFIC	1 PCS	L:5760 MM D-W1-D-D-W1-D (1,2 MM) EXTERNAL PANEL	
										57,68 M2 TOILET&OFFIC	5 PCS	L:2152 MM D-D-D (1,2 MM) EXTERNAL PANEL	
										57,68 M2 TOILET&OFFIC	1 PCS	L:2152 MM D-D-W1 (1,2 MM) EXTERNAL PANEL	
TOTAL		10105,00	10250,00					57,75			Country of origin/Pays d'origine : TURKEY		Page N° 1 / 1


				SUPPLIER - Fournisseur -		PACKING LIST		PL					
				 DORGE PREFABRICATED BUILDING AND CONSTRUCTION INDUSTRY TRADE INC.		Liste de colisage							
						N° P0 Chrono	PO		Activité-Unité	Code Eng	N° ordre	avt	
				Number of Packages Nombre de colis 7		Total Net Weight Poids Net Total 11010,000 KGS		Total Gross Weight Poids Brut Total 11135,000 KGS		Total Volume Volume Total 59,250			
FINAL DESTINATION Destination Finale <b>FRANCE</b>				Loading Date La Date de Chargement		Truck N° Camion N°		Container Serial N° Conteneur Sériel N°		Container N° Conteneur N°			
Package N° Colis N°	Quantity of Package Quantité de Colis	Unit weight in Kg Poids unitaire en Kg Net Gross Net Brut		Measurement ( in centimeters) Length x Width x Height Dimensions ( en centimeters ) Longueur x Largeur x Hauteur				Unit volume in Volume unitaire en M3	ITEM / TAG N°	Quantity Quantités	Description of goods Désignation des marchandises		
1 of 7 K-3	1 BUNDLE	1270	1283	601	X	240	X	39	5,623	TOILETS&OFFICES (B143-100)(B143-200)	1 PCS 1 PCS	2400*6008 FLOOR CHASSIS 2400*6008 ROOF CHASSIS	STORAGE CODE = XXX
2 of 7 K-12	1 BUNDLE	1270	1283	601	X	240	X	39	5,623	TOILETS&OFFICES (B143-110)(B143-210)	1 PCS 1 PCS	2400*6008 FLOOR CHASSIS 2400*6008 ROOF CHASSIS	STORAGE CODE = XXX
3 of 7 K-13	1 BUNDLE	1270	1283	601	X	240	X	39	5,623	TOILETS&OFFICES (B143-110)(B143-210)	1 PCS 1 PCS	2400*6008 FLOOR CHASSIS 2400*6008 ROOF CHASSIS	STORAGE CODE = XXX
4 of 7 K-14	1 BUNDLE	1270	1283	601	X	240	X	39	5,623	TOILETS&OFFICES (B143-111)(B143-	1 PCS 1 PCS	2400*6008 FLOOR CHASSIS 2400*6008 ROOF CHASSIS	STORAGE CODE = XXX
5 of 7 K-15	1 BUNDLE	1270	1283	601	X	240	X	39	5,623	TOILETS&OFFICES (B143-111)(B143-	1 PCS 1 PCS	2400*6008 FLOOR CHASSIS 2400*6008 ROOF CHASSIS	STORAGE CODE = XXX
6 of 7 P-7	1 BUNDLE	2230	2260	576	X	115	X	235	15,566	28,84 M2 TOILET&OFFIC 28,84 M2 TOILET&OFFIC 28,84 M2 TOILET&OFFIC 28,84 M2 TOILET&OFFIC	1 PCS 1 PCS 1 PCS 1 PCS 4 PCS	L:5760 MM D1L-D-D-D-D (1,2 MM) EXTERNAL PANEL L:5760 MM F-F-D-D-D-D1R (1,2 MM) EXTERNAL PANEL L:5760 MM D-D-D-W1-D-D1R (1,2 MM) EXTERNAL PANEL L:5760 MM D-D-D-D-W1-D (1,2 MM) EXTERNAL PANEL L:2152 MM D-D-D (1,2 MM) EXTERNAL PANEL	STORAGE CODE = XXX
7 of 7 P-8	1 BUNDLE	2430	2460	576	X	115	X	235	15,566	57,68 M2 TOILET&OFFIC 57,68 M2 TOILET&OFFIC 57,68 M2 TOILET&OFFIC 57,68 M2 TOILET&OFFIC	1 PCS 1 PCS 1 PCS 3 PCS	L:5760 MM D1L-D-W1-D-W1-D (1,2 MM) EXTERNAL PANEL L:5760 MM D1L-D-D-D-D (1,2 MM) EXTERNAL PANEL L:5760 MM D-W1-D-W1-D-D1R (1,2 MM) EXTERNAL PANEL L:5760 MM D-D-D-D-D (1,2 MM) EXTERNAL PANEL	STORAGE CODE = XXX
TOTAL		11010,00	11135,00					59,25			Country of origin/Pays d'origine : TURKEY		Page N° 1 / 1

				SUPPLIER - Fournisseur -		PACKING LIST			PL				
				 DORGE <small>PREFABRICATED BUILDING AND CONSTRUCTION INDUSTRY TRADE INC.</small>			Liste de colisage			Code Eng	N° ordre	avt	
							N° P0 Chrono	PO		Activité-Unité	2000	1	
				Number of Packages Nombre de colis 9		Total Net Weight Poids Net Total 9337,000 KGS		Total Gross Weight Poids Brut Total 9567,000 KGS		Total Volume Volume Total 47,669			
FINAL DESTINATION Destination Finale <b>FRANCE</b>				Loading Date La Date de Chargement		Truck N° Camion N°		Container Serial N° Conteneur Sériel N°		Container N° Conteneur N°			
Package N° Colis N°	Quantity of Package Quantité de Colis	Unit weight in Kg Poids unitaire en Kg Net Gross Net Brut		Measurement ( in centimeters) Length x Width x Height Dimensions ( en centimeters ) Longueur x Largeur x Hauteur				Unit volume in Volume unitaire en M3	ITEM / TAG N°	Quantity Quantités	Description of goods Désignation des marchandises		
1 of 9 K-8	1 BUNDLE	1085	1102,5	505	X	240	X	39	4,727	OFFICES (B143-104)	1 PCS 1 PCS	2400*5048 FLOOR CHASSIS 2400*5048 ROOF CHASSIS	STORAGE CODE = XXX
2 of 9 K-9	1 BUNDLE	1085	1102,5	505	X	240	X	39	4,727	TOILETS (B143-114)	1 PCS 1 PCS	2400*5048 FLOOR CHASSIS 2400*5048 ROOF CHASSIS	STORAGE CODE = XXX
3 of 9 K-10	1 BUNDLE	1085	1102,5	505	X	240	X	39	4,727	OFFICES (B143-105)	1 PCS 1 PCS	2400*5048 FLOOR CHASSIS 2400*5048 ROOF CHASSIS	STORAGE CODE = XXX
4 of 9 K-11	1 BUNDLE	1085	1102,5	505	X	240	X	39	4,727	TOILETS (B143-115)	1 PCS 1 PCS	2400*5048 FLOOR CHASSIS 2400*5048 ROOF CHASSIS	STORAGE CODE = XXX
5 of 9 P-5	1 BUNDLE	2175	2205	480	X	115	X	235	12,972	12,12 M2 OFFICES (B143-114) 12,12 M2 OFFICES (B143-114) 12,12 M2 OFFICES (B143-114) 12,12 M2 OFFICES (B143-114) 12,12 M2 TOILET (B143-114) 12,12 M2 TOILET (B143-114) 12,12 M2 TOILET (B143-114) 12,12 M2 TOILET (B143-114)	1 PCS 1 PCS 1 PCS 1 PCS 1 PCS 1 PCS 1 PCS 1 PCS	L:4800 MM D-D-D-D-1R (1,2 MM) EXTERNAL PANEL L:4800 MM D-D-W1-D-D (1,2 MM) EXTERNAL PANEL L:2152 MM D-D-D (1,2 MM) EXTERNAL PANEL L:2152 MM W1-D-D (1,2 MM) EXTERNAL PANEL L:4800 MM D-D-D-D-1R (1,2 MM) EXTERNAL PANEL L:4800 MM D-D-F-F-D LAV (1,2 MM) EXTERNAL PANEL L:2152 MM D-D-D (1,2 MM) EXTERNAL PANEL L:2152 MM D-D-D LAV (1,2 MM) EXTERNAL PANEL	STORAGE CODE = XXX
6 of 9 P-10	1 BUNDLE	865	895	395	X	115	X	235	10,680	10,08 M2 OFFICES (B800-114) 10,08 M2 OFFICES (B800-114) 10,08 M2 OFFICES (B800-114)	1 PCS 1 PCS 2 PCS	L:3952 MM D1L-D-W1-D (1,2 MM) EXTERNAL PANEL L:3952 MM D-D-D-D (1,2 MM) EXTERNAL PANEL L:2152 MM D-D-D (1,2 MM) EXTERNAL PANEL	STORAGE CODE = XXX
7 of 9 S-4	1 WOODEN PALLET	1100	1140	200	X	125	X	70	1,750	B-143-100 B143-200 B143-101 B143-102 B143-201 B143-110 B143-210 B143-114	2 PCS 1 PCS 2 PCS 2 PCS 1 PCS 2 PCS 2 PCS 2 PCS 1 PCS 2 PCS 2 PCS 1 PCS	L: 1205 MM SEPERATION PANEL-1 (D-1205) L: 276 MM SEPERATION PANEL-5 (D-276) L: 172 MM SEPERATION PANEL-6 (D-172) L: 654 MM SEPERATION DOOR WING (WL) L: 1205 MM SEPERATION PANEL (D-1205) L: 276 MM SEPERATION PANEL-5 (D-276) L: 172 MM SEPERATION PANEL-6 (D-172) L: 654 MM SEPERATION DOOR WING (WL) L: 1205 MM SEPERATION PANEL-1 (D-1205) L: 276 MM SEPERATION PANEL-5 (D-276) L: 172 MM SEPERATION PANEL-6 (D-172) L: 654 MM SEPERATION DOOR WING (WR) L: 1205 MM SEPERATION PANEL -1 L: 112 MM SEPERATION PANEL-6 L: 654 MM SEPERATION DOOR WING	STORAGE CODE = XXX
TOTAL		8480,00	8650,00					44,31			Country of origin/Pays d'origine : TURKEY		Page N° 1 / 2



				<b>SUPPLIER - Fournisseur -</b>  <small>PREFABRICATED BUILDING AND CONSTRUCTION INDUSTRY TRADE INC.</small>		<b>PACKING LIST</b> <i>Liste de colisage</i>			Date 30/09/2015 <b>PL</b>			
				<b>Number of Packages</b> <i>Nombre de colis</i> 9		<b>Total Net Weight</b> <i>Poids Net Total</i> 9337,000 KGS		<b>Total Gross Weight</b> <i>Poids Brut Total</i> 9567,000 KGS		<b>Total Volume</b> <i>Volume Total</i> 47,669		
<b>FINAL DESTINATION</b> <i>Destination Finale</i> <b>FRANCE</b>				<b>Loading Date</b> <i>La Date de Chargement</i>		<b>Truck N°</b> <i>Camion N°</i>		<b>Container Serial N°</b> <i>Conteneur Sériel N°</i>		<b>Container N°</b> <i>Conteneur N°</i>		
Package N° <i>Colis N°</i>	Quantity of Package <i>Quantité de Colis</i>	Unit weight in Kg <i>Poids unitaire en Kg</i>		Measurement ( in centimeters) Length x Width x Height <i>Dimensions ( en centimeters ) Longueur x Largeur x Hauteur</i>	Unit volume in Volume unitaire en M3	ITEM / TAG N°	Quantity <i>Quantités</i>	Description of goods <i>Désignation des marchandises</i>				
		Net <i>Net</i>	Gross <i>Brut</i>									
						TOILETS B143-15	1 PCS	L: 1205 MM SEPERATION PANEL-1				
							2 PCS	L: 112 MM SEPERATION PANEL-6				
							1 PCS	L: 654 MM SEPERATION DOOR WING				
						B143-111	2 PCS	L: 1205 MM SEPERATION PANEL-1 (D-1205)				
						B143-211	1 PCS	L: 276 MM SEPERATION PANEL-5 (D-276)				
						B143-112	2 PCS	L: 172 MM SEPERATION PANEL-6 (D-172)				
							2 PCS	L: 654 MM SEPERATION DOOR WING(WL)				
						SPARE	4 PCS	L: 1205 MM SEPERATION PANEL-1 (SPARE)				
8 of 9 D-2	1 WOODEN PALLET	423	453	120 X 100 X 140	1,680	12,12 M2 TOILETS (B143-115)	1 PCS	4510000048	WATER CLOSET WITH CISTERN	STORAGE CODE = XXX		
							1 PCS	4510000050	FLUSH TANK			
							2 PCS	4510000096	URINAL			
						12,12 M2 TOILETS (B143-114)	1 PCS	4510000048	WATER CLOSET WITH CISTERN			
							1 PCS	4510000050	FLUSH TANK			
							2 PCS	4510000096	URINAL			
						57,68 M2 TOILETS &OFFICES (B143-111) (B143-112) (B143-211)	2 PCS	4510000048	WATER CLOSET WITH CISTERN			
							2 PCS	4510000050	FLUSH TANK			
						57,68 M2 TOILETS &OFFICES (B143-101)	2 PCS	4510000048	WATER CLOSET WITH CISTERN			
							2 PCS	4510000050	FLUSH TANK			
						28,84 M2 TOILETS &OFFICES (B143-110)	2 PCS	4510000048	WATER CLOSET WITH CISTERN			
							2 PCS	4510000050	FLUSH TANK			
						28,84 M2 TOILETS &OFFICES (B143-100)	2 PCS	4510000048	WATER CLOSET WITH CISTERN			
							2 PCS	4510000050	FLUSH TANK			
9 of 9 D-3	1 WOODEN PALLET	434	464	120 X 100 X 140	1,680	12,12 M2 TOILETS (B143-115)	2 PCS	4510000075	40*50 WASHBASIN	STORAGE CODE = XXX		
							1 PCS	5680000150	URINAL WALL SEPERATOR			
						12,12 M2 TOILETS (B143-114)	2 PCS	4510000075	40*50 WASHBASIN			
							1 PCS	5680000150	URINAL WALL SEPERATOR			
						57,68 M2 TOILETS &OFFICES (B143-111)	2 PCS	4510000075	40*50 WASHBASIN			
							2 PCS	5680000150	URINAL WALL SEPERATOR			
						57,68 M2 TOILETS &OFFICES (B143-101) (B143-102) (B143-201)	2 PCS	4510000075	40*50 WASHBASIN			
							2 PCS	5680000150	URINAL WALL SEPERATOR			
							2 PCS	4510000096	URINAL			
						28,84 M2 TOILETS & OFF	2 PCS	4510000075	40*50 WASHBASIN			
							2 PCS	5680000150	URINAL WALL SEPERATOR			
							2 PCS	4510000096	URINAL			
						28,84 M2 TOILETS & OFF	2 PCS	4510000075	40*50 WASHBASIN			
							2 PCS	5680000150	URINAL WALL SEPERATOR			
							2 PCS	4510000096	URINAL			
TOTAL		9337,00	9567,00		47,67			Country of origin/Pays d'origine : TURKEY				Page N° 2 / 2

				SUPPLIER - Fournisseur -		PACKING LIST		Date 30/09/2015							
				 <small>PREFABRICATED BUILDING AND CONSTRUCTION INDUSTRY TRADE INC.</small>		Liste de colisage		<b>PL</b>							
						N° P0 Chrono		Activité-Unité		Code Eng avt					
				Number of Packages Nombre de colis 8		Total Net Weight Poids Net Total 13935,000 KGS		Total Gross Weight Poids Brut Total 14279,000 KGS		Total Volume Volume Total 55,907					
FINAL DESTINATION Destination Finale <b>FRANCE</b>				Loading Date La Date de Chargement		Truck N° Camion N°		Container Serial N° Conteneur Sériel N°		Container N° Conteneur N°					
Package N° Colis N°	Quantity of Package Quantité de Colis	Unit weight in Kg Poids unitaire en Kg Net Gross Net Brut		Measurement ( in centimeters) Length x Width x Height Dimensions ( en centimeters ) Longueur x Largeur x Hauteur			Unit volume in Volume unitaire en M3	ITEM / TAG N°	Quantity Quantités	Description of goods Désignation des marchandises					
1 of 8 P-6	1 BUNDLE	2270	2300	480	X	115	X	235	12,972	12,12 M2 OFFICES (B143-1) 12,12 M2 OFFICES (B143-1) 12,12 M2 OFFICES (B143-1) 12,12 M2 OFFICES (B143-1) 12,12 M2 TOILET (B143-1) 12,12 M2 TOILET (B143-1) 12,12 M2 TOILET (B143-1) 12,12 M2 TOILET (B143-1)	1 PCS 1 PCS 1 PCS 1 PCS 1 PCS 1 PCS 1 PCS 1 PCS	L:4800 MM D1L-D-D-W1-D (1,2 MM) EXTERNAL PANEL L:4800 MM D-D-D-D-D (1,2 MM) EXTERNAL PANEL L:2152 MM D-D-D (1,2 MM) EXTERNAL PANEL L:2152 MM D-D-W1 (1,2 MM) EXTERNAL PANEL L:4800 MM D-D1L-D-D-D (1,2 MM) EXTERNAL PANEL L:4800 MM D-D-F-F-D (1,2 MM) EXTERNAL PANEL L:2152 MM D-D-D (1,2 MM) EXTERNAL PANEL L:2152 MM D-D-D LAV (1,2 MM) EXTERNAL PANEL			STORAGE CODE = XXX
2 of 8 P-9	1 BUNDLE	1760	1790	576	X	115	X	235	15,566	57,68 M2 TOILET&OFFICE 57,68 M2 TOILET&OFFICE 57,68 M2 TOILET&OFFICE 57,68 M2 TOILET&OFFICE	1 PCS 1 PCS 5 PCS 1 PCS	L:5760 MM D-W1-D-D-W1-D (1,2 MM) EXTERNAL PANEL L:5760 MM F-F-D-D-D-D (1,2 MM) EXTERNAL PANEL L:2152 MM D-D-D (1,2 MM) EXTERNAL PANEL L:2152 MM D-D-W1 (1,2 MM) EXTERNAL PANEL			STORAGE CODE = XXX
3 of 8 S-1	1 WOODEN PALLET	1700	1730	300	X	120	X	220	7,920	ALL CONTAINER MATERIALS	14 PCS 15 PCS 19 PCS 60 PCS	1200X1184 MM PLATFORM 50X100X1200 MM TOE BOARD 50X100X1184 MM TOE BOARD L: 329 MM STAIR CORNER COLUMN			STORAGE CODE = XXX
4 of 8 S-2	1 WOODEN PALLET	330	360	120	X	110	X	200	2,640	ALL CONTAINER MATERIALS	11 PCS	L: 671 MM STAIR ARM-2			STORAGE CODE = XXX
5 of 8 K-20	1 STEEL CRATE	2285	2325	260	X	100	X	120	3,120	ALL CONTAINER MATERIALS	32 PCS 26 PCS 76 PCS 156 PCS	L:300MM FLOOR CHASSIS FLASHER ADAPTOR L:300MM ROOF CHASSIS FLASHER ADAPTOR L:2600MM CORNER CONNECTION PROFILE BCONCRETE CONNECTION PROFILE			STORAGE CODE = XXX
6 of 8 K-21	1 STEEL CRATE	3590	3630	295	X	115	X	120	4,071	OFFICES (B143-15) TOILETS&OFFICES (B143-100)(B143-200)	4 PCS 2 PCS 4 PCS 2 PCS 4 PCS 4 PCS 4 PCS 4 PCS 1 PCS 1 PCS 2 PCS 4 PCS 2 PCS 8 PCS 8 PCS	L:2880MM FLOOR CHASSIS SIDE FLASHER L:2152MM FLOOR CHASSIS FACE FLASHER L:2924MM ROOF CHASSIS SIDE FLASHER L:2240MM ROOF CHASSIS FACE FLASHER L:2720MM DIŞ KÖŞE KAPATMA / EXTERNAL CORNER CLOSURE L:2880MM FLOOR CHASSIS SIDE FLASHER L:2880MM INTERMEDIATE FLOOR CHASSIS SIDE FLASHER L:2152MM FLOOR CHASSIS FACE FLASHER L:2152MM FLOOR CHASSIS FACE FLASHER (PERFORATED) L:2152MM INTERMEDIATE FLOOR CHASSIS FACE FLASHER L:2924MM ROOF CHASSIS SIDE FLASHER L:2240MM ROOF CHASSIS FACE FLASHER L:2720MM EXTERNAL CORNER CLOSURE L:2880MM FLOOR CHASSIS SIDE FLASHER			STORAGE CODE = XXX
TOTAL		11935,00	12135,00					46,29		Country of origin/Pays d'origine : TURKEY			Page N° 1 / 32		

				SUPPLIER - Fournisseur -		PACKING LIST			PL	
				 DORGE PREFABRICATED BUILDING AND CONSTRUCTION INDUSTRY TRADE INC.		Liste de colisage				
				N° P0 Chrono		PO			Activité-Unité	
				Code Eng		N° ordre			avt	
				2000		1				
				Number of Packages Nombre de colis 8		Total Net Weight Poids Net Total 13935,000 KGS			Total Gross Weight Poids Brut Total 14279,000 KGS	
				Total Volume Volume Total 55,907						
FINAL DESTINATION Destination Finale <b>FRANCE</b>				Loading Date La Date de Chargement		Truck N° Camion N°			Container Serial N° Conteneur Sériel N°	
									Container N° Conteneur N°	
Package N° Colis N°	Quantity of Package Quantité de Colis	Unit weight in Kg Poids unitaire en Kg		Measurement ( in centimeters) Length x Width x Height Dimensions ( en centimeters ) Longueur x Largeur x Hauteur	Unit volume in Volume unitaire en M3	ITEM / TAG N°	Quantity Quantités	Description of goods Désignation des marchandises		
		Net Net	Gross Brut							
						TOILETS&OFFICES (B143-101)(B143-102)(B143-201)	8 PCS 1 PCS 1 PCS 2 PCS 8 PCS 2 PCS 8 PCS 1 PCS 1 PCS 1 PCS 4 PCS 2 PCS	L:2880MM INTERMEDIATE FLOOR CHASSIS SIDE FLASHER L:2152MM FLOOR CHASSIS FACE FLASHER L:2152MM FLOOR CHASSIS FACE FLASHER (PERFORATED) L:2152MM INTERMEDIATE FLOOR CHASSIS FACE FLASHER L:2924MM ROOF CHASSIS SIDE FLASHER L:2240MM ROOF CHASSIS FACE FLASHER L:2720MM EXTERNAL CORNER CLOSURE L:2400MM ROOF RIDGE CONNECTION CLOSURE L:1990MM (T1) / ROOF CHASSIS CONNECTION CLOSURE L:1990MM (S1) / FLOOR CHASSIS CONNECTION CLOSURE L:2720MM EXTERNAL CONNECTION CLOSURE FOR PANEL L:2720MM CONNECTION CLOSURE FOR PANEL		
						OFFICES (B143-104)	4 PCS 2 PCS 4 PCS 2 PCS 4 PCS	L:2880MM FLOOR CHASSIS SIDE FLASHER L:2152MM FLOOR CHASSIS FACE FLASHER L:2444MM ROOF CHASSIS SIDE FLASHER L:2240MM ROOF CHASSIS FACE FLASHER L:2720MM EXTERNAL CORNER CLOSURE		
						TOILETS (B143-114)	3 PCS 1 PCS 2 PCS 4 PCS 2 PCS 4 PCS	L:2400MM FLOOR CHASSIS SIDE FLASHER L:2400MM FLOOR CHASSIS SIDE FLASHER (PERFORATED) L:2152MM FLOOR CHASSIS FACE FLASHER L:2444MM ROOF CHASSIS SIDE FLASHER L:2240MM ROOF CHASSIS FACE FLASHER L:2720MM EXTERNAL CORNER CLOSURE		
						OFFICES (B143-105)	4 PCS 2 PCS 4 PCS 2 PCS 4 PCS	L:2400MM FLOOR CHASSIS SIDE FLASHER L:2152MM FLOOR CHASSIS FACE FLASHER L:2444MM ROOF CHASSIS SIDE FLASHER L:2240MM ROOF CHASSIS FACE FLASHER L:2720MM EXTERNAL CORNER CLOSURE		
						TOILETS (B143-115)	4 PCS 1 PCS 1 PCS 4 PCS 2 PCS 4 PCS	L:2400MM FLOOR CHASSIS SIDE FLASHER L:2152MM FLOOR CHASSIS FACE FLASHER L:2152MM FLOOR CHASSIS FACE FLASHER (PERFORATED) L:2444MM ROOF CHASSIS SIDE FLASHER L:2240MM ROOF CHASSIS FACE FLASHER L:2720MM EXTERNAL CORNER CLOSURE		
						TOILETS&OFFICES (B14	4 PCS	L:2880MM FLOOR CHASSIS SIDE FLASHER		
TOTAL		11935,00	12135,00		46,29			Country of origin/Pays d'origine : TURKEY		Page N° 2 / 32

Package N°		Quantity of Package		Unit weight in Kg		Measurement ( in centimeters)			Unit volume in	ITEM / TAG	Quantity	Description of goods		
Colis N°		Quantité de Colis		Poids unitaire en Kg		Length x Width x Height			Volume unitaire en M3	N°	Quantités	Désignation des marchandises		
		Net		Gross		Dimensions ( en centimeters )								
		Net		Brut		Longueur x Largeur x Hauteur								
7 of 8 D-4		1 BUNDLE		100 110		600 X 100 X 20			1,200	12,12 M2 TOILETS (B143-115)	1 MT	4730000262 3/4" METAL PIPE		
										12,12 M2 TOILETS (B143-114)	2 MT	5977000041 1/2" METAL PIPE		
										57,68 M2 TOILETS & OFF	6 MT	4730000262 3/4" METAL PIPE		
TOTAL		12035,00		12245,00					47,49			Country of origin/Pays d'origine : TURKEY		



## PACKING LIST

Liste de colisage

PL

N° P0 Chrono

Activité-Unité

Code Eng

N° ordre

avt

PO

2000

1

Number of Packages

Nombre de colis

8

Total Net Weight

Poids Net Total

13935,000 KGS

Total Gross Weight

Poids Brut Total

14279,000 KGS

Total Volume

Volume Total

55,907

FINAL DESTINATION

Destination Finale

FRANCE

Loading Date

La Date de Chargement

Truck N°

Camion N°

Container Serial N°

Conteneur Sériel N°

Container N°

Conteneur N°

Package N°		Quantity of Package		Unit weight in Kg		Measurement ( in centimeters)			Unit volume in		ITEM / TAG		Quantity		Description of goods				
Colis N°		Quantité de Colis		Poids unitaire en Kg		Length x Width x Height			Volume unitaire en M3		N°		Quantités		Désignation des marchandises				
				Net		Dimensions ( en centimeters )													
				Gross		Longueur x Largeur x Hauteur													
				Net															
				Brut															
8 of 8 D-1		1 STEEL CRATE		1900		2034			305 X 115 X 240		8,418		OFFICES (B143-15)		3 PCS		6210000091 2x36W FLOURESCENT ARMATURE STORAGE CODE = XXX		
													6 PCS		6240000014 36W FLOURESCENT LIGHT BULB				
													1 PCS		6210000013 OUTDOOR LIGHTING FIXTURE FOR ABOVE DOOR				
													1 PCS		6210000125 20W COMPACT FLOURESCENT LIGHT BULB				
													1 PCS		6210000164 EMERGENCY LIGHTING FIXTURE				
													1 PCS		5935000006 DOUBLE LIGHTING SWITCH				
													2 PCS		5935000073 SOCKET UPS 6 MODULE				
													3 MT		6145000202 3X1.5 mm² N2XH CABLE				
													19 MT		6145000200 3X2.5 mm² N2XH CABLE				
													1 PCS		6150000025 BREAKER BOX 24				
													1 PCS		6150000019 1 10 AMP CIRCUIT BREAKER				
													5 PCS		6150000018 1 16 AMP CIRCUIT BREAKER				
													1 PCS		6150000092 4x25A 30mA EARTH LEAKAGE CIRCUIT BREAKER				
													1 PCS		6150000230 4 25 AMP CIRCUIT BREAKER				
													11 MT		6145000488 I 50 130 CABLE CHANNEL				
													6 PCS		6145000489 JOINT APPARATUS FOR 50x130 PVC CABLE CHANNEL				
													6 PCS		6145000490 APPARATUS FOR 50x130 PVC CABLE CHANNEL				
													2 PCS		5630000615 APPARATUS FOR 50x130 PVC CABLE CHANNEL				
													2 PCS		5630000616 "L" APPARATUS FOR 50x130 PVC CABLE CHANNEL				
													2 PCS		5630000617 APPARATUS FOR 50x130 PVC CABLE CHANNEL				
													1 MT		6145000053 CABLE CHANNEL 25*25 MM				
													1 PCS		5995000024 CABLE PLUG SKP 95				
													8 PCS		6150000001 CABLE CONNECTOR 3 1,5-4 MM2				
													2 PCS		6160000010 85x85x45 THERMOPLASTIC JUNCTION BOX				
													1 PCS		6160000004 110x180x70 THERMOPLASTIC JUNCTION BOX				
													1 PCS		5630000012 PLASTIC SLEEVE PG21				
TOTAL				13935,00		14279,00			55,91						Country of origin/Pays d'origine : TURKEY				
															Page N° 4 / 32				



## PACKING LIST

Liste de colisage

PL

N° P0 Chrono

Activité-Unité

Code Eng

N° ordre

avt

PO

2000

1

Number of Packages  
Nombre de colis

8

Total Net Weight  
Poids Net Total

13935,000 KGS

Total Gross Weight  
Poids Brut Total

14279,000 KGS

Total Volume  
Volume Total


55,907

FINAL DESTINATION

Destination Finale

FRANCE

Loading Date  
La Date de ChargementTruck N°  
Camion N°Container Serial N°  
Conteneur Sériel N°Container N°  
Conteneur N°

Supplier - Fournisseur -		PACKING LIST			PL			
		Liste de colisage						
		N° P0 Chrono	PO	Activité-Unité	Code Eng	N° ordre	avt	
Number of Packages Nombre de colis		Total Net Weight Poids Net Total		Total Gross Weight Poids Brut Total		Total Volume Volume Total		
8		13935,000 KGS		14279,000 KGS		55,907		
FINAL DESTINATION Destination Finale		Loading Date La Date de Chargement		Truck N° Camion N°		Container N° Conteneur N°		
FRANCE								
Package N° Colis N°	Quantity of Package Quantité de Colis	Unit weight in Kg Poids unitaire en Kg		Measurement ( in centimeters) Length x Width x Height Dimensions ( en centimeters ) Longueur x Largeur x Hauteur	Unit volume in Volume unitaire en M3	ITEM / TAG N°	Quantity Quantités	Description of goods Désignation des marchandises
		Net Net	Gross Brut					
						OFFICES (B143-15)	200 PCS	5305000104 SCREW 3,5 25 GALVANIZED
							1 PCS	5995000001 EARTHING BAR ISOLATOR 500 MM
						OFFICES (B143-104)	3 PCS	6210000091 2x36W FLOURESCENT ARMATURE
							6 PCS	6240000014 36W FLOURESCENT LIGHT BULB
							1 PCS	6210000013 OUTDOOR LIGHTING FIXTURE FOR ABOVE DOOR
							1 PCS	6210000125 20W COMPACT FLOURESCENT LIGHT BULB
							1 PCS	6210000164 EMERGENCY LIGHTNING FIXTURE
							1 PCS	5935000006 DOUBLE LIGHTING SWITCH
							2 PCS	5935000073 SOCKET UPS 6 MODULE
							3 MT	6145000202 3X1.5 mm² N2XH CABLE
							15 MT	6145000200 3X2.5 mm² N2XH CABLE
							1 AD	6150000025 BREAKER BOX 24
							1 PCS	6150000019 1 10 AMP CIRCUIT BREAKER
							5 PCS	6150000018 1 16 AMP CIRCUIT BREAKER
							1 PCS	6150000092 4x25A 30mA EARTH LEAKAGE CIRCUIT BREAKER
							1 PCS	6150000230 4 25 AMP CIRCUIT BREAKER
							12 MT	6145000488 I 50 130 CABLE CHANNEL
							6 PCS	6145000489 JOINT APPARATUS FOR 50x130 PVC CABLE CHANNEL
							6 PCS	6145000490 APPARATUS FOR 50x130 PVC CABLE CHANNEL
							4 PCS	5630000615 APPARATUS FOR 50x130 PVC CABLE CHANNEL
							3 PCS	5630000616 "L" APPARATUS FOR 50x130 PVC CABLE CHANNEL
							1 PCS	5630000617 APPARATUS FOR 50x130 PVC CABLE CHANNEL
							1 MT	6145000053 CABLE CHANNEL 25*25 MM
							1 PCS	5995000024 CABLE PLUG SKP 95
							8 PCS	6150000001 CABLE CONNECTOR 3 1,5-4 MM2
							2 PCS	6160000010 85x85x45 THERMOPLASTIC JUNCTION BOX
							1 PCS	6160000004 110x180x70 THERMOPLASTIC JUNCTION BOX
							1 PCS	5630000012 PLASTIC SLEEVE PG21
							200 PCS	5305000104 SCREW 3,5 25 GALVANIZED
							1 PCS	5995000001 EARTHING BAR ISOLATOR 500 MM
						OFFICES (B143-105)	3 PCS	6210000091 2x36W FLOURESCENT ARMATURE
							6 PCS	6240000014 36W FLOURESCENT LIGHT BULB
							1 PCS	6210000013 OUTDOOR LIGHTING FIXTURE FOR ABOVE DOOR
							1 PCS	6210000125 20W COMPACT FLOURESCENT LIGHT BULB
							1 PCS	6210000164 EMERGENCY LIGHTNING FIXTURE
TOTAL		13935,00	14279,00		55,91			Country of origin/Pays d'origine : TURKEY
								Page N° 5 / 32

Package N°		Quantity of Package		Unit weight in Kg		Measurement ( in centimeters)		Unit volume in		ITEM / TAG		Quantity		Description of goods	
Colis N°		Quantité de Colis		Poids unitaire en Kg		Length x Width x Height		Volume unitaire en M3		N°		Quantités		Désignation des marchandises	
				Net		Gross									
				Net		Brut									
										OFFICES (B143-105)		1 PCS 5935000006		DOUBLE LIGHTING SWITCH	
												2 PCS 5935000073		SOCKET UPS 6 MODULE	
												3 MT 6145000202		3X1.5 mm² N2XH CABLE	
												17 MT 6145000200		3X2.5 mm² N2XH CABLE	
												1 PCS 6150000025		BREAKER BOX 24	
												1 PCS 6150000019		1 10 AMP CIRCUIT BREAKER	
												5 PCS 6150000018		1 16 AMP CIRCUIT BREAKER	
												1 PCS 6150000092		4x25A 30mA EARTH LEAKAGE CIRCUIT BREAKER	
												1 PCS 6150000230		4 25 AMP CIRCUIT BREAKER	
												8 MT 6145000488		I 50 130 CABLE CHANNEL	
												6 PCS 6145000489		JOINT APPARATUS FOR 50x130 PVC CABLE CHANNEL	
												6 PCS 6145000490		APPARATUS FOR 50x130 PVC CABLE CHANNEL	
												2 PCS 5630000615		APPARATUS FOR 50x130 PVC CABLE CHANNEL	
												2 PCS 5630000616		"L" APPARATUS FOR 50x130 PVC CABLE CHANNEL	
												1 PCS 5630000617		APPARATUS FOR 50x130 PVC CABLE CHANNEL	
												1 MT 6145000053		CABLE CHANNEL 25*25 MM	
												1 PCS 5995000024		CABLE PLUG SKP 95	
												8 PCS 6150000001		CABLE CONNECTOR 3 1,5-4 MM2	
												1 PCS 6160000010		85x85x45 THERMOPLASTIC JUNCTION BOX	
												1 PCS 6160000004		110x180x70 THERMOPLASTIC JUNCTION BOX	
												1 PCS 5630000012		PLASTIC SLEEVE PG21	
												200 PCS 5305000104		SCREW 3,5 25 GALVANIZED	
												1 PCS 5995000001		EARTHING BAR ISOLATOR 500 MM	
												6 PCS 6210000015		CEILING LIGHTING GLOBE	
												1 PCS 6210000013		OUTDOOR LIGHTING FIXTURE FOR ABOVE DOOR	
												7 PCS 6210000125		20W COMPACT FLOURESCENT LIGHT BULB	
												1 PCS 6210000164		EMERGENCY LIGHTNING FIXTURE	
												1 PCS 5935000006		DOUBLE LIGHTING SWITCH	
												1 PCS 5930000006		LIGHTING SWITCH	
												1 PCS 5935000001		SOCKET OUTLET WITH EARTH CONNECTION AND LID	
												5 MT 6145000202		3X1.5 mm² N2XH CABLE	
												1 MT 6145000200		3X2.5 mm² N2XH CABLE	
												1 PCS 6150000025		BREAKER BOX 24	
												1 PCS 6150000019		1 10 AMP CIRCUIT BREAKER	
												3 PCS 6150000018		1 16 AMP CIRCUIT BREAKER	
TOTAL				13935,00		14279,00		55,91						Country of origin/Pays d'origine : TURKEY	
														Page N° 6 / 32	



## PACKING LIST

Liste de colisage

PL

N° P0 Chrono

Activité-Unité

Code Eng

N° ordre

avt

PO

2000

1

Number of Packages

Nombre de colis

8

Total Net Weight

Poids Net Total

13935,000 KGS

Total Gross Weight

Poids Brut Total

14279,000 KGS

Total Volume

Volume Total

55,907

FINAL DESTINATION

Destination Finale

FRANCE

Loading Date

La Date de Chargement

Truck N°

Camion N°

Container Serial N°

Conteneur Sériel N°

Container N°

Conteneur N°

Package N°

Quantity of Package

Unit weight in Kg

Measurement ( in centimeters)

Length x Width x Height

Unit volume in

Volume unitaire en M3

ITEM / TAG N°

Quantity

Quantités

Description of goods

Désignation des marchandises

Colis N°

Quantité de Colis

Net

Gross

Dimensions ( en centimeters )

Longueur x Largeur x Hauteur

Volume unitaire en M3

ITEM / TAG N°

Quantités

Désignation des marchandises

TOTAL

13935,00

14279,00

55,91

Country of origin/Pays d'origine : TURKEY

Page N°

6 / 32

Package N°		Quantity of Package		Unit weight in Kg		Measurement ( in centimeters)		Unit volume in		ITEM / TAG		Quantity		Description of goods	
Colis N°		Quantité de Colis		Poids unitaire en Kg		Length x Width x Height		Volume unitaire en M3		N°		Quantités		Désignation des marchandises	
				Net		Gross									
				Net		Brut									
				Net		Brut									
				13935,00		14279,00		55,91						Country of origin/Pays d'origine : TURKEY	
														Page N° 7 / 32	



## PACKING LIST

Liste de colisage

PL

N° P0 Chrono

Activité-Unité

Code Eng

N° ordre

avt

PO

2000

1

Number of Packages

Nombre de colis

8

Total Net Weight

Poids Net Total

13935,000 KGS

Total Gross Weight

Poids Brut Total

14279,000 KGS

Total Volume

Volume Total

55,907

FINAL DESTINATION

Destination Finale

FRANCE

Loading Date

La Date de Chargement

Truck N°

Camion N°

Container Serial N°


Conteneur Sériel N°

Container N°

Conteneur N°



Package N°		Quantity of Package		Unit weight in Kg		Measurement ( in centimeters)		Unit volume in		ITEM / TAG		Quantity		Description of goods	
Colis N°		Quantité de Colis		Poids unitaire en Kg		Length x Width x Height		Volume unitaire en M3		N°		Quantités		Désignation des marchandises	
				Net		Gross									
				Net		Brut									
										OFFICES (B800-04)		1	PCS	6160000010	85x85x45 THERMOPLASTIC JUNCTION BOX
												1	PCS	6160000004	110x180x70 THERMOPLASTIC JUNCTION BOX
												1	PCS	5630000012	PLASTIC SLEEVE PG21
												200	PCS	5305000104	SCREW 3,5 25 GALVANIZED
												1	PCS	5995000001	EARTHING BAR ISOLATOR 500 MM
										OFFICES (B800-05)		3	PCS	6210000091	2x36W FLOURESCENT ARMATURE
												6	PCS	6240000014	36W FLOURESCENT LIGHT BULB
												1	PCS	6210000013	OUTDOOR LIGHTING FIXTURE FOR ABOVE DOOR
												1	PCS	6210000125	20W COMPACT FLOURESCENT LIGHT BULB
												1	PCS	6210000164	EMERGENCY LIGHTNING FIXTURE
												1	PCS	5935000006	DOUBLE LIGHTING SWITCH
												1	PCS	5935000073	SOCKET UPS 6 MODULE
												3	MT	6145000202	3X1.5 mm² N2XH CABLE
												8	MT	6145000200	3X2.5 mm² N2XH CABLE
												1	PCS	6150000025	BREAKER BOX 24
												1	PCS	6150000019	1 10 AMP CIRCUIT BREAKER
												4	PCS	6150000018	1 16 AMP CIRCUIT BREAKER
												1	PCS	6150000092	4x25A 30mA EARTH LEAKAGE CIRCUIT BREAKER
												1	PCS	6150000230	4 25 AMP CIRCUIT BREAKER
												7	MT	6145000488	I 50 130 CABLE CHANNEL
												4	PCS	6145000489	JOINT APPARATUS FOR 50x130 PVC CABLE CHANNEL
												4	PCS	6145000490	APPARATUS FOR 50x130 PVC CABLE CHANNEL
												2	PCS	5630000615	APPARATUS FOR 50x130 PVC CABLE CHANNEL
												2	PCS	5630000616	"L" APPARATUS FOR 50x130 PVC CABLE CHANNEL
												1	PCS	5630000617	APPARATUS FOR 50x130 PVC CABLE CHANNEL
												1	MT	6145000053	CABLE CHANNEL 25*25 MM
												1	PCS	5995000024	CABLE PLUG SKP 95
												8	PCS	6150000001	CABLE CONNECTOR 3 1,5-4 MM2
												1	PCS	6160000010	85x85x45 THERMOPLASTIC JUNCTION BOX
												1	PCS	6160000004	110x180x70 THERMOPLASTIC JUNCTION BOX
												1	PCS	5630000012	PLASTIC SLEEVE PG21
												200	PCS	5305000104	SCREW 3,5 25 GALVANIZED
												1	PCS	5995000001	EARTHING BAR ISOLATOR 500 MM
												3	PCS	6210000091	2x36W FLOURESCENT ARMATURE
												6	PCS	6240000014	36W FLOURESCENT LIGHT BULB
										B-TOILETS-OFFICES (B143-100) (B143-200)					
TOTAL		13935,00		14279,00				55,91						Country of origin/Pays d'origine : TURKEY	

				SUPPLIER - Fournisseur -		PACKING LIST		PL				
				 DORGE PREFABRICATED BUILDING AND CONSTRUCTION INDUSTRY TRADE INC.		Liste de colisage						
				N° P0 Chrono		PO		Activité-Unité				
				Code Eng		N° ordre		avt				
				2000		1						
				Number of Packages Nombre de colis		Total Net Weight Poids Net Total		Total Gross Weight Poids Brut Total		Total Volume Volume Total		
				8		13935,000 KGS		14279,000 KGS		55,907		
FINAL DESTINATION Destination Finale				Loading Date La Date de Chargement		Truck N° Camion N°		Container Serial N° Conteneur Sériel N°		Container N° Conteneur N°		
FRANCE												
Package N° Colis N°	Quantity of Package Quantité de Colis	Unit weight in Kg Poids unitaire en Kg		Measurement ( in centimeters) Length x Width x Height Dimensions ( en centimeters ) Longueur x Largeur x Hauteur	Unit volume in Volume unitaire en M3	ITEM / TAG N°	Quantity Quantités	Description of goods Désignation des marchandises				
		Net Net	Gross Brut									
							8 PCS	6210000015	CEILING LIGHTING GLOBE			
							2 PCS	6210000013	OUTDOOR LIGHTING FIXTURE FOR ABOVE DOOR			
							10 PCS	6210000125	20W COMPACT FLOURESCENT LIGHT BULB			
							2 PCS	6210000164	EMERGENCY LIGHTNING FIXTURE			
							2 PCS	5930000006	LIGHTING SWITCH			
							2 PCS	5930000009	TWO WAY SWITCH			
							2 PCS	5935000006	DOUBLE LIGHTING SWITCH			
							1 PCS	5935000001	SOCKET OUTLET WITH EARTH CONNECTION AND LID			
							2 PCS	5935000073	SOCKET UPS 6 MODULE			
							14 MT	6145000202	3X1.5 mm² N2XH CABLE			
							17 MT	6145000200	3X2.5 mm² N2XH CABLE			
							2 PCS	6150000025	BREAKER BOX 24			
							2 PCS	6150000019	1 10 AMP CIRCUIT BREAKER			
							8 PCS	6150000018	1 16 AMP CIRCUIT BREAKER			
							2 PCS	6150000092	4x25A 30mA EARTH LEAKAGE CIRCUIT BREAKER			
							2 PCS	6150000230	4 25 AMP CIRCUIT BREAKER			
							16 MT	6145000488	I 50 130 CABLE CHANNEL			
							9 PCS	6145000489	JOINT APPARATUS FOR 50x130 PVC CABLE CHANNEL			
							9 PCS	6145000490	APPARATUS FOR 50x130 PVC CABLE CHANNEL			
							3 PCS	5630000615	APPARATUS FOR 50x130 PVC CABLE CHANNEL			
							2 PCS	5630000617	APPARATUS FOR 50x130 PVC CABLE CHANNEL			
							8 MT	6145000053	CABLE CHANNEL 25*25 MM			
							2 PCS	5630000051	APPARATUS FOR 25x25 PVC CABLE CHANNEL			
							2 PCS	5630000608	"L" APPARATUS FOR 25x25 PVC CABLE CHANNEL			
							1 PCS	5995000024	CABLE PLUG SKP 95			
							35 PCS	6150000001	CABLE CONNECTOR 3 1,5-4 MM2			
							6 PCS		CABLE CONNECTOR 3 2,5			
							6 PCS	6160000010	85x85x45 THERMOPLASTIC JUNCTION BOX			
							2 PCS	6160000004	110x180x70 THERMOPLASTIC JUNCTION BOX			
							2 PCS	5630000619	PLASTIC SLEEVE PG29			
							300 PCS	5305000104	SCREW 3,5 25 GALVANIZED			
							1 PCS	5995000001	EARTHING BAR ISOLATOR 500 MM			
							2 PCS	4140000333	180m³/h EXHAUST FAN UNIT			
							9 PCS	6210000091	2x36W FLOURESCENT ARMATURE			
							18 PCS	6240000014	36W FLOURESCENT LIGHT BULB			
TOTAL		13935,00	14279,00		55,91	C-TOILETS- OFFICES(B143-101)		Country of origin/Pays d'origine : TURKEY				Page N° 9 / 32

Package N°		Quantity of Package		Unit weight in Kg		Measurement ( in centimeters)		Unit volume in		ITEM / TAG		Quantity		Description of goods	
Colis N°		Quantité de Colis		Poids unitaire en Kg		Length x Width x Height		Volume unitaire en M3		N°		Quantités		Désignation des marchandises	
				Net		Gross									
				Net		Brut									
										C-TOILETS- OFFICES(B143-101) (B143-201)		8 PCS		6210000015 CEILING LIGHTING GLOBE	
												3 PCS		6210000013 OUTDOOR LIGHTING FIXTURE FOR ABOVE DOOR	
												11 PCS		6210000125 20W COMPACT FLOURESCENT LIGHT BULB	
												3 PCS		6210000164 EMERGENCY LIGHTING FIXTURE	
												2 PCS		5930000006 LIGHTING SWITCH	
												4 PCS		5935000006 DOUBLE LIGHTING SWITCH	
												1 PCS		5935000001 SOCKET OUTLET WITH EARTH CONNECTION AND LID	
												5 PCS		5935000073 SOCKET UPS 6 MODULE	
												14 MT		6145000202 3X1.5 mm² N2XH CABLE	
												51 MT		6145000200 3X2.5 mm² N2XH CABLE	
												3 PCS		6150000025 BREAKER BOX 24	
												3 PCS		6150000019 1 10 AMP CIRCUIT BREAKER	
												15 PCS		6150000018 1 16 AMP CIRCUIT BREAKER	
												3 PCS		6150000092 4x25A 30mA EARTH LEAKAGE CIRCUIT BREAKER	
												3 PCS		6150000230 4 25 AMP CIRCUIT BREAKER	
												24 MT		6145000488 I 50 130 CABLE CHANNEL	
												12 PCS		6145000489 JOINT APPARATUS FOR 50x130 PVC CABLE CHANNEL	
												12 PCS		6145000490 APPARATUS FOR 50x130 PVC CABLE CHANNEL	
												9 PCS		5630000615 APPARATUS FOR 50x130 PVC CABLE CHANNEL	
												3 PCS		5630000616 "L" APPARATUS FOR 50x130 PVC CABLE CHANNEL	
												4 PCS		5630000617 APPARATUS FOR 50x130 PVC CABLE CHANNEL	
												2		5630000618 APPARATUS FOR 50x130 PVC CABLE CHANNEL	
												8 MT		6145000053 CABLE CHANNEL 25*25 MM	
												3 PCS		5630000051 APPARATUS FOR 25x25 PVC CABLE CHANNEL	
												3 PCS		5630000608 "L" APPARATUS FOR 25x25 PVC CABLE CHANNEL	
												1 PCS		5995000024 CABLE PLUG SKP 95	
												26 PCS		6150000001 CABLE CONNECTOR 3 1,5-4 MM2	
												6 PCS		CABLE CONNECTOR 3 2,5	
												7 PCS		6160000010 85x85x45 THERMOPLASTIC JUNCTION BOX	
												3 PCS		6160000004 110x180x70 THERMOPLASTIC JUNCTION BOX	
												3 PCS		5630000619 PLASTIC SLEEVE PG29	
												400 PCS		5305000104 SCREW 3,5 25 GALVANIZED	
												2 PCS		5995000001 EARTHING BAR ISOLATOR 500 MM	
												2 PCS		4140000333 180m³/h EXHAUST FAN UNIT	
												6 PCS		6210000015 CEILING LIGHTING GLOBE	
										E-TOILETS (B143-114)					
TOTAL		13935,00		14279,00				55,91						Country of origin/Pays d'origine : TURKEY	

Package N°		Quantity of Package		Unit weight in Kg		Measurement ( in centimeters)		Unit volume in		ITEM / TAG		Quantity		Description of goods					
Colis N°		Quantité de Colis		Poids unitaire en Kg		Length x Width x Height		Volume unitaire en M3		N°		Quantités		Désignation des marchandises					
				Net		Gross													
				Net		Gross													
				Net		Gross													
FINAL DESTINATION Destination Finale <b>FRANCE</b>				Loading Date La Date de Chargement				Truck N° Camion N°				Container Serial N° Conteneur Sériel N°							
Number of Packages Nombre de colis 8				Total Net Weight Poids Net Total 13935,000 KGS				Total Gross Weight Poids Brut Total 14279,000 KGS				Total Volume Volume Total 55,907							
Supplier - Fournisseur - <b>DORGE</b> PREFABRICATED BUILDING AND CONSTRUCTION INDUSTRY TRADE INC.				PACKING LIST Liste de colisage				PL				N° PO Chrono							
PO				Activité-Unité				Code Eng				N° ordre							
2000				1				1				avt							
E-TOILETS (B143-114)				1 PCS				6210000013				OUTDOOR LIGHTING FIXTURE FOR ABOVE DOOR							
				7 PCS				6210000125				20W COMPACT FLOURESCENT LIGHT BULB							
				1 PCS				6210000164				EMERGENCY LIGHTNING FIXTURE							
				1 PCS				5935000006				DOUBLE LIGHTING SWITCH							
				1 PCS				5930000006				LIGHTING SWITCH							
				1 PCS				5935000001				SOCKET OUTLET WITH EARTH CONNECTION AND LID							
				5 MT				6145000202				3X1.5 mm² N2XH CABLE							
				3 MT				6145000200				3X2.5 mm² N2XH CABLE							
				1 PCS				6150000025				BREAKER BOX 24							
				1 PCS				6150000019				1 10 AMP CIRCUIT BREAKER							
				3 PCS				6150000018				1 16 AMP CIRCUIT BREAKER							
				1 PCS				6150000092				4x25A 30mA EARTH LEAKAGE CIRCUIT BREAKER							
				1 PCS				6150000230				4 25 AMP CIRCUIT BREAKER							
				6 MT				6145000053				CABLE CHANNEL 25*25 MM							
				1 PCS				5995000024				CABLE PLUG SKP 95							
				11 PCS				6150000001				CABLE CONNECTOR 3 1,5-4 MM2							
				6 PCS								CABLE CONNECTOR 3 2,5							
				4 PCS				6160000010				85x85x45 THERMOPLASTIC JUNCTION BOX							
				1 PCS				6160000004				110x180x70 THERMOPLASTIC JUNCTION BOX							
				1 PCS				5630000012				PLASTIC SLEEVE PG21							
				200 PCS				5305000104				SCREW 3,5 25 GALVANIZED							
				1 PCS				5995000001				EARTHING BAR ISOLATOR 500 MM							
				2 PCS				4140000333				180m³/h EXHAUST FAN UNIT							
				3 PCS				6210000091				2x36W FLOURESCENT ARMATURE							
				6 PCS				6240000014				36W FLOURESCENT LIGHT BULB							
				8 PCS				6210000015				CEILING LIGHTING GLOBE							
				2 PCS				6210000013				OUTDOOR LIGHTING FIXTURE FOR ABOVE DOOR							
				10 PCS				6210000125				20W COMPACT FLOURESCENT LIGHT BULB							
				2 PCS				6210000164				EMERGENCY LIGHTNING FIXTURE							
				2 PCS				5930000006				LIGHTING SWITCH							
				2 PCS				5930000009				TWO WAY SWITCH							
				2 PCS				5935000006				DOUBLE LIGHTING SWITCH							
				1 PCS				5935000001				SOCKET OUTLET WITH EARTH CONNECTION AND LID							
				2 PCS				5935000073				SOCKET UPS 6 MODULE							
				14 MT				6145000202				3X1.5 mm² N2XH CABLE							
TOTAL				13935,00				14279,00				55,91				Country of origin/Pays d'origine : TURKEY			
																Page N° 11 / 32			

Package N°		Quantity of Package		Unit weight in Kg		Measurement ( in centimeters)		Unit volume in		ITEM / TAG		Quantity		Description of goods	
Colis N°		Quantité de Colis		Poids unitaire en Kg		Length x Width x Height		Volume unitaire en M3		N°		Quantités		Désignation des marchandises	
				Net		Gross									
				Net		Brut									
				Net		Brut									
				13935,00		14279,00		55,91						Country of origin/Pays d'origine : TURKEY	
														Page N° 12 / 32	



## PACKING LIST

Liste de colisage

PL

N° P0 Chrono

Activité-Unité

Code Eng

N° ordre

avt

PO

2000

1

Number of Packages

Nombre de colis

8

Total Net Weight

Poids Net Total

13935,000 KGS

Total Gross Weight

Poids Brut Total

14279,000 KGS

Total Volume

Volume Total

55,907

FINAL DESTINATION

Destination Finale

FRANCE

Loading Date

La Date de Chargement

Truck N°

Camion N°

Container Serial N°

Conteneur Sériel N°

Container N°

Conteneur N°

FINAL DESTINATION Destination Finale <b>FRANCE</b>				Loading Date La Date de Chargement		Truck N° Camion N°		Container Serial N° Conteneur Sériel N°		Container N° Conteneur N°			
Package N° Colis N°	Quantity of Package Quantité de Colis	Unit weight in Kg Poids unitaire en Kg Net Gross Net Brut		Measurement ( in centimeters) Length x Width x Height Dimensions ( en centimeters ) Longueur x Largeur x Hauteur	Unit volume in Volume unitaire en M3	ITEM / TAG N°	Quantity Quantités	Description of goods Désignation des marchandises					
						I-TOILETS- OFFICES(B143-111) (B143-211)	3 PCS 3 PCS 15 PCS 3 PCS 3 PCS 24 MT 12 PCS 12 PCS 9 PCS 3 PCS 4 PCS 2 8 MT 3 PCS 3 PCS 1 PCS 26 PCS 6 PCS 7 PCS 3 PCS 3 PCS 400 PCS 2 PCS 2 PCS 1 PCS 1 PCS 2 PCS 1 PCS 1 PCS 3 PCS 1 PCS 2 PCS 2 PCS 2 PCS	6150000025 6150000019 6150000018 6150000092 6150000230 6145000488 6145000489 6145000490 5630000615 5630000616 5630000617 5630000618 6145000053 5630000051 5630000608 5995000024 6150000001 6160000010 6160000004 5630000619 5305000104 5995000001 4140000333 4510000051 4510000109 5305000107 5330000003 4720000009 4720000002 4510000086 7210000131 SUPPORT FOR WASHBASIN 4510000068 4510000018	BREAKER BOX 24 1 10 AMP CIRCUIT BREAKER 1 16 AMP CIRCUIT BREAKER 4x25A 30mA EARTH LEAKAGE CIRCUIT BREAKER 4 25 AMP CIRCUIT BREAKER 1 50 130 CABLE CHANNEL JOINT APPARATUS FOR 50x130 PVC CABLE CHANNEL APPARATUS FOR 50x130 PVC CABLE CHANNEL APPARATUS FOR 50x130 PVC CABLE CHANNEL "L" APPARATUS FOR 50x130 PVC CABLE CHANNEL APPARATUS FOR 50x130 PVC CABLE CHANNEL APPARATUS FOR 50x130 PVC CABLE CHANNEL CABLE CHANNEL 25*25 MM APPARATUS FOR 25x25 PVC CABLE CHANNEL "L" APPARATUS FOR 25x25 PVC CABLE CHANNEL CABLE PLUG SKP 95 CABLE CONNECTOR 3 1,5-4 MM2 CABLE CONNECTOR 3 2,5 85x85x45 THERMOPLASTIC JUNCTION BOX 110x180x70 THERMOPLASTIC JUNCTION BOX PLASTIC SLEEVE PG29 SCREW 3,5 25 GALVANIZED EARTHING BAR ISOLATOR 500 MM 180m³/h EXHAUST FAN UNIT CISTERN INNER SET CLOSET SEAT SCREW FOR MOUNTING CLOSET Ø100 ECCENTRIC WC CONNECTOR 3/8" * 3/8" 50 cm HOSE FLEX 3/8" * 1/2" 50 cm HOSE FLEX INTERVAL TAP WC PAPER HOLDER BOTTLE TRAP FOR WASHBASIN WASHBASIN MIXER				
TOTAL		13935,00	14279,00		55,91			Country of origin/Pays d'origine : TURKEY				Page N° 13 / 32	



## PACKING LIST

Liste de colisage

PL

N° P0 Chrono

Activité-Unité

Code Eng

N° ordre

avt

PO

2000

1

Number of Packages

Nombre de colis

8

Total Net Weight

Poids Net Total

13935,000 KGS

Total Gross Weight

Poids Brut Total

14279,000 KGS

Total Volume

Volume Total

55,907

FINAL DESTINATION

Destination Finale

FRANCE

Loading Date  
La Date de ChargementTruck N°  
Camion N°Container Serial N°  
Conteneur Sériel N°Container N°  
Conteneur N°

Package N°

Quantity of Package

Unit weight in Kg  
Poids unitaire en Kg

Measurement ( in centimeters)

Length x Width x Height

Dimensions ( en centimeters )

Longueur x Largeur x Hauteur

Unit volume in  
Volume unitaire en  
M3ITEM / TAG  
N°

Quantity

Quantités

Description of goods

Désignation des marchandises

TOTAL

13935,00

14279,00

55,91

Country of origin/Pays d'origine : TURKEY

Page N°

13 / 32

Package N°		Quantity of Package		Unit weight in Kg		Measurement ( in centimeters)		Unit volume in		ITEM / TAG		Quantity		Description of goods	
Colis N°		Quantité de Colis		Poids unitaire en Kg		Length x Width x Height		Volume unitaire en M3		N°		Quantités		Désignation des marchandises	
				Net		Gross									
				Net		Brut									
				13935,00		14279,00		55,91						Country of origin/Pays d'origine : TURKEY	
TOTAL				13935,00		14279,00		55,91						Page N° 14 / 32	

SUPPLIER - Fournisseur -



PACKING LIST

Liste de colisage

PL

N° P0 Chrono

Activité-Unité

Code Eng

N° ordre

avt

PO

2000

1

Number of Packages

Nombre de colis

8

Total Net Weight

Poids Net Total

13935,000 KGS

Total Gross Weight

Poids Brut Total

14279,000 KGS

Total Volume

Volume Total

55,907

FINAL DESTINATION

Destination Finale

FRANCE

Loading Date

La Date de Chargement

Truck N°

Camion N°

Container Serial N°

Conteneur Sériel N°

Container N°

Conteneur N°

Package N°		Quantity of Package		Unit weight in Kg		Measurement ( in centimeters)		Unit volume in		ITEM / TAG		Quantity		Description of goods	
Colis N°		Quantité de Colis		Poids unitaire en Kg		Length x Width x Height		Volume unitaire en M3		N°		Quantités		Désignation des marchandises	
				Net		Gross									
				Net		Brut									
				13935,00		14279,00		55,91						Country of origin/Pays d'origine : TURKEY	
TOTAL														Page N° 15 / 32	

SUPPLIER - Fournisseur -



## PACKING LIST

Liste de colisage

PL

N° P0 Chrono

Activité-Unité

Code Eng

N° ordre

avt

PO

2000

1

Number of Packages

Nombre de colis

8

Total Net Weight

Poids Net Total

13935,000 KGS

Total Gross Weight

Poids Brut Total

14279,000 KGS

Total Volume

Volume Total

55,907

FINAL DESTINATION

Destination Finale

FRANCE

Loading Date  
La Date de ChargementTruck N°  
Camion N°Container Serial N°  
Conteneur Sériel N°Container N°  
Conteneur N°



Package N°		Quantity of Package		Unit weight in Kg		Measurement ( in centimeters ) Length x Width x Height Dimensions ( en centimeters ) Longueur x Largeur x Hauteur	Unit volume in Volume unitaire en M3	ITEM / TAG N°	Quantity Quantités	Description of goods Désignation des marchandises
Colis N°	Quantité de Colis	Net	Gross	Net	Brut					
TOTAL		13935,00	14279,00			55,91				Country of origin/Pays d'origine : TURKEY



## PACKING LIST

Liste de colisage

PL

N° P0 Chrono

Activité-Unité

Code Eng

N° ordre

avt

PO

2000

1

Number of Packages

Nombre de colis

8

Total Net Weight

Poids Net Total

13935,000 KGS

Total Gross Weight

Poids Brut Total

14279,000 KGS

Total Volume

Volume Total

55,907

FINAL DESTINATION

Destination Finale

FRANCE

Loading Date  
La Date de ChargementTruck N°  
Camion N°Container Serial N°  
Conteneur Sériel N°Container N°  
Conteneur N°

Package N°		Quantity of Package		Unit weight in Kg		Measurement ( in centimeters) Length x Width x Height Dimensions ( en centimeters ) Longueur x Largeur x Hauteur	Unit volume in Volume unitaire en M3	ITEM / TAG N°	Quantity Quantités	Description of goods Désignation des marchandises
Colis N°	Quantité de Colis	Net	Gross	Net	Brut					
57,68 M2 TOILETS & OFFICES (B143-111) (B143-112) (B143-211)										
TOTAL		13935,00	14279,00			55,91			Country of origin/Pays d'origine : TURKEY	Page N° 17 / 32

SUPPLIER - Fournisseur -



## PACKING LIST

Liste de colisage

PL

N° P0 Chrono

Activité-Unité

Code Eng

N° ordre

avt

PO

2000

1

Number of Packages

Nombre de colis

8

Total Net Weight

Poids Net Total

13935,000 KGS

Total Gross Weight

Poids Brut Total

14279,000 KGS

Total Volume

Volume Total

55,907

FINAL DESTINATION

Destination Finale

FRANCE

Loading Date  
La Date de ChargementTruck N°  
Camion N°Container Serial N°  
Conteneur Sériel N°Container N°  
Conteneur N°

Package N°		Unit weight in Kg <i>Poids unitaire en Kg</i>		Measurement ( in centimeters ) Length x Width x Height <i>Dimensions ( en centimeters ) Longueur x Largeur x Hauteur</i>	Unit volume in Volume unitaire en M3	ITEM / TAG N°	Quantity <i>Quantités</i>	Description of goods <i>Désignation des marchandises</i>	
<i>Colis N°</i>	<i>Quantité de Colis</i>	Net <i>Net</i>	Gross <i>Brut</i>						
57,68 M2 TOILETS & OFFICES (B143-111) (B143-112) (B143-211)									
57,68 M2 TOILETS & OFFICES (B143-101) (B143-102) (B143-201)									
TOTAL		13935,00	14279,00		55,91			Country of origin/Pays d'origine : TURKEY	Page N° 18 / 32

SUPPLIER - Fournisseur -



## PACKING LIST

Liste de colisage

PL

N° PO Chrono

Activité-Unité

Code Eng

N° ordre

avt

PO

2000

1

 Number of Packages  
*Nombre de colis*  
 8

 Total Net Weight  
*Poids Net Total*  
 13935,000 KGS

 Total Gross Weight  
*Poids Brut Total*  
 14279,000 KGS

 Total Volume  
*Volume Total*  
 55,907

 FINAL DESTINATION  
*Destination Finale*  
 FRANCE

 Loading Date  
*La Date de Chargement*

 Truck N°  
*Camion N°*

 Container Serial N°  
*Conteneur Sériel N°*

 Container N°  
*Conteneur N°*

Package N°		Quantity of Package		Unit weight in Kg		Measurement ( in centimeters ) Length x Width x Height Dimensions ( en centimeters ) Longueur x Largeur x Hauteur	Unit volume in Volume unitaire en M3	ITEM / TAG N°	Quantity Quantités	Description of goods Désignation des marchandises
Colis N°	Quantité de Colis	Net	Gross	Net	Brut					
57,68 M2 TOILETS & OFFICES (B143-101) (B143-102) (B143-201)										
28,84 M2 TOILETS & OFFICES (B143-110) (B143-210)										
TOTAL		13935,00	14279,00			55,91				Country of origin/Pays d'origine : TURKEY

SUPPLIER - Fournisseur -



## PACKING LIST

Liste de colisage

PL

N° P0 Chrono

Activité-Unité

Code Eng

N° ordre

avt

PO

2000

1

Number of Packages

Nombre de colis

8

Total Net Weight

Poids Net Total

13935,000 KGS

Total Gross Weight

Poids Brut Total

14279,000 KGS

Total Volume

Volume Total

55,907

FINAL DESTINATION

Destination Finale

FRANCE

Loading Date

La Date de Chargement

Truck N°

Camion N°

Container Serial N°

Conteneur Sériel N°

Container N°

Conteneur N°

Package N°		Quantity of Package		Unit weight in Kg		Measurement ( in centimeters)		Unit volume in		ITEM / TAG		Quantity		Description of goods	
Colis N°		Quantité de Colis		Poids unitaire en Kg		Length x Width x Height		Volume unitaire en M3		N°		Quantités		Désignation des marchandises	
				Net		Gross									
				Net		Brut									
				13935,00		14279,00		55,91							
TOTAL				13935,00		14279,00		55,91						Country of origin/Pays d'origine : TURKEY	

SUPPLIER - Fournisseur -



## PACKING LIST

Liste de colisage

PL

N° P0 Chrono

Activité-Unité

Code Eng

N° ordre

avt

PO

2000

1

Number of Packages

Nombre de colis

8

Total Net Weight

Poids Net Total

13935,000 KGS

Total Gross Weight

Poids Brut Total

14279,000 KGS

Total Volume

Volume Total

55,907

FINAL DESTINATION

Destination Finale

FRANCE

Loading Date

La Date de Chargement

Truck N°

Camion N°

Container Serial N°

Conteneur Sériel N°

Container N°

Conteneur N°

Package N°		Quantity of Package		Unit weight in Kg		Measurement ( in centimeters)		Unit volume in		ITEM / TAG		Quantity		Description of goods	
Colis N°		Quantité de Colis		Poids unitaire en Kg		Length x Width x Height		Volume unitaire en M3		N°		Quantités		Désignation des marchandises	
				Net		Gross									
				Net		Brut									
				Net		Brut									
				13935,00		14279,00		55,91						Country of origin/Pays d'origine : TURKEY	
														Page N° 21 / 32	

SUPPLIER - Fournisseur -



## PACKING LIST

Liste de colisage

PL

N° P0 Chrono

Activité-Unité

Code Eng

N° ordre

avt

PO

2000

1

Number of Packages

Nombre de colis

8

Total Net Weight

Poids Net Total

13935,000 KGS

Total Gross Weight

Poids Brut Total

14279,000 KGS

Total Volume

Volume Total

55,907

FINAL DESTINATION

Destination Finale

FRANCE

Loading Date  
La Date de ChargementTruck N°  
Camion N°Container Serial N°  
Conteneur Sériel N°Container N°  
Conteneur N°

Package N°		Quantity of Package		Unit weight in Kg		Measurement ( in centimeters)		Unit volume in		ITEM / TAG		Quantity		Description of goods	
Colis N°		Quantité de Colis		Poids unitaire en Kg		Length x Width x Height		Volume unitaire en M3		N°		Quantités		Désignation des marchandises	
				Net		Gross									
				Net		Brut									
										28,84 M2 TOILETS & OFFICES (B143-100) (B143-200)		2 PCS		4510000145 BOTTLE TRAP URINAL	
												2 PCS		4720000018 1.1/4" * 1000 mm FLEX HOSE	
												4 PCS		5330000042 Ø50 SEAL ADAPTER (GASKET)	
												1 PCS		5330000040 Ø50 SEAL ADAPTER (GASKET)	
												3 PCS		4510000039 TEFLON TAPE	
												1 KG		4510000040 KETENE	
												10 PCS		5305000014 CHIPBOARD SCREWS (3,9 x 9,5 mm)	
												22 PCS		5305000074 5,5 50 MM MONTAGE SCREW	
												52 PCS		5340000137 PLASTERBOARD ANCHOR (LIGHT ROSET)	
												52 PCS		5305000072 CHIPBOARD SCREWS (4 x 60 mm)	
												1 PCS		4820000008 VALVE 3/4"	
												1 PCS		4730000439 PIPE UNION 3/4"	
												3 PCS		4730000545 METAL ELBOW 3/4"	
												3 PCS		4730001292 3/4" 1/2" 3/4" PPRC UNEQUAL TEE	
												2 PCS		4730000226 METAL NIPPLE 3/4"	
												1 PCS		4730001521 METAL NIPPLE 3/4" 10 cm	
												1 PCS		4730001522 METAL NIPPLE 3/4" 5 cm	
												2 PCS		4730000243 METAL SOCKET 3/4"	
												1 PCS		4730001295 METAL REDUCER 3/4" 1/2"	
												9 PCS		4730000227 METAL ELBOW 1/2"	
												2 PCS		4730000867 METAL TE 1/2"	
												2 PCS		4730000225 METAL NIPPLE 1/2"	
												2 PCS		4730000306 METAL NIPPLE 1/2" 5 CM	
												2 PCS		4730000285 METAL SOCKET 1/2"	
												9 PCS		4730000350 3/4" METAL SINGLE CLAMP	
												14 PCS		4730000349 1/2" METAL SINGLE CLAMP	
												1 PCS		4730001153 Ø100*100 PVC SINGLE BRANCH TE	
												1 PCS		4730000017 Ø100*90° PVC ELBOW	
												1 PCS		4730000005 Ø100*50 PVC REDUCER	
												6 PCS		4730000177 Ø50*90° PVC ELBOW	
												2 PCS		4710000301 Ø100*500 mm PVC PIPE	
												1 PCS		4710000023 Ø50*3000 mm PVC PIPE	
												1 PCS		4710000042 Ø50*2000 mm PVC PIPE	
												2 PCS		4710000040 Ø50*500 mm PVC PIPE	
												1 PCS		4710000039 Ø50*250 mm PVC PIPE	
TOTAL				13935,00		14279,00		55,91						Country of origin/Pays d'origine : TURKEY	
														Page N° 22 / 32	



## PACKING LIST

Liste de colisage

PL

N° P0 Chrono

Activité-Unité

Code Eng

N° ordre

avt

PO

2000

1

Number of Packages  
Nombre de colis

8

Total Net Weight  
Poids Net Total

13935,000 KGS

Total Gross Weight  
Poids Brut Total

14279,000 KGS

Total Volume  
Volume Total

55,907

FINAL DESTINATION

Destination Finale

FRANCE

Loading Date  
La Date de ChargementTruck N°  
Camion N°Container Serial N°  
Conteneur Sériel N°Container N°  
Conteneur N°

Package N°		Quantity of Package		Unit weight in Kg		Measurement ( in centimeters)		Unit volume in		ITEM / TAG		Quantity		Description of goods	
Colis N°		Quantité de Colis		Poids unitaire en Kg		Length x Width x Height		Volume unitaire en M3		N°		Quantités		Désignation des marchandises	
				Net		Gross									
				Net		Brut									
28,84 M2 TOILETS		1		PCS		4710000425		AIR SUPPLY DEVICE							
&OFFICES (B143-100)		6		PCS		4730000341		Ø50 PIPE FIXER							
(B143-200)		6		PCS		5340000003		PLASTERBOARD ANCHOR (LIGHT ROSET)							
OFFICE B143-15		6		PCS		5340000003		PLASTERBOARD ANCHOR (LIGHT ROSET)							
OFFICE B143-104		6		PCS		5340000003		PLASTERBOARD ANCHOR (LIGHT ROSET)							
OFFICE B143-105		6		PCS		5340000003		PLASTERBOARD ANCHOR (LIGHT ROSET)							
OFFICE B800-05		6		PCS		5340000003		PLASTERBOARD ANCHOR (LIGHT ROSET)							
OFFICE B800-04		6		PCS		5340000003		PLASTERBOARD ANCHOR (LIGHT ROSET)							
OFFICES (B143-15)		6		PCS		5630000180		KM 26/40 CABLE CHANNEL							
		4		PCS		9330000511		25 25 2290 mm PVC PRF (WHITE)							
		1		PCS		9530000009		25 25 1550 mm PVC PRF (GREY)							
		6		PCS		9330000076		3000 mm PVC SKIRTING							
OFFICES (B143-104)		6		PCS		5630000180		KM 26/40 CABLE CHANNEL							
		4		PCS		9330000511		25 25 2290 mm PVC PRF (WHITE)							
		1		PCS		9530000009		25 25 1550 mm PVC PRF (GREY)							
		6		PCS		9330000076		3000 mm PVC SKIRTING							
OFFICES (B143-105)		6		PCS		5630000180		KM 26/40 CABLE CHANNEL							
		4		PCS		9330000511		25 25 2290 mm PVC PRF (WHITE)							
		1		PCS		9530000009		25 25 1550 mm PVC PRF (GREY)							
		6		PCS		9330000076		3000 mm PVC SKIRTING							
OFFICES (B800-04)		6		PCS		5630000180		KM 26/40 CABLE CHANNEL							
		4		PCS		9330000511		25 25 2290 mm PVC PRF (WHITE)							
		1		PCS		9530000009		25 25 1550 mm PVC PRF (GREY)							
		6		PCS		9330000076		3000 mm PVC SKIRTING							
OFFICES (B800-05)		6		PCS		5630000180		KM 26/40 CABLE CHANNEL							
		4		PCS		9330000511		25 25 2290 mm PVC PRF (WHITE)							
		1		PCS		9530000009		25 25 1550 mm PVC PRF (GREY)							
		6		PCS		9330000076		3000 mm PVC SKIRTING							
TOILETS & OFFICES		12		PCS		5630000180		KM 26/40 CABLE CHANNEL							
(B143-100) (B143-200)		8		PCS		9330000511		25 25 2290 mm PVC PRF (WHITE)							
		3		PCS		9530000009		25 25 1550 mm PVC PRF (GREY)							
		6		PCS		9330000076		3000 mm PVC SKIRTING							
TOILETS & OFFICES		24		PCS		5630000180		KM 26/40 CABLE CHANNEL							
(B143-101) (B143-102)		16		PCS		9330000511		25 25 2290 mm PVC PRF (WHITE)							
(B143-201)		3		PCS		9530000009		25 25 1550 mm PVC PRF (GREY)							
TOTAL		13935,00		14279,00		55,91		Country of origin/Pays d'origine : TURKEY				Page N°		23 / 32	



## PACKING LIST

Liste de colisage

PL

N° P0 Chrono

Activité-Unité

Code Eng

N° ordre

avt

PO

2000

1

Number of Packages

Total Net Weight

Total Gross Weight

Total Volume

Nombre de colis

Poids Net Total

Poids Brut Total

Volume Total

8

13935,000 KGS

14279,000 KGS

55,907

FINAL DESTINATION

Destination Finale

FRANCE

Loading Date

La Date de Chargement

Truck N°

Camion N°


Container Serial N°


Conteneur Sériel N°


Container N°


Conteneur N°



Supplier - Fournisseur -				PACKING LIST				PL			
 <p>PREFABRICATED BUILDING AND CONSTRUCTION INDUSTRY TRADE INC.</p>				N° P0 Chrono		Activité-Unité		Code Eng	N° ordre	avt	
				PO				2000	1		
				Number of Packages Nombre de colis 8		Total Net Weight Poids Net Total 13935,000 KGS		Total Gross Weight Poids Brut Total 14279,000 KGS		Total Volume Volume Total 55,907	
FINAL DESTINATION Destination Finale <b>FRANCE</b>				Loading Date La Date de Chargement		Truck N° Camion N°		Container Serial N° Conteneur Série N°		Container N° Conteneur N°	
Package N° Colis N°	Quantity of Package Quantité de Colis	Unit weight in Kg Poids unitaire en Kg		Measurement ( in centimeters) Length x Width x Height Dimensions ( en centimeters ) Longueur x Largeur x Hauteur	Unit volume in Volume unitaire en M3	ITEM / TAG N°	Quantity Quantités	Description of goods Désignation des marchandises			
		Net	Gross								
		Net	Brut								
						TOILETS & OFFICES (B143-114)	6 PCS	9330000076	3000 mm PVC SKIRTING		
						TOILETS (B143-114)	6 PCS	5630000180	KM 26/40 CABLE CHANNEL		
							4 PCS	9330000511	25 25 2290 mm PVC PRF (WHITE)		
							1 PCS	9530000009	25 25 1550 mm PVC PRF (GREY)		
							6 PCS	9330000076	3000 mm PVC SKIRTING		
						TOILETS & OFFICES (B143-110) (B143-210)	24 PCS	5630000180	KM 26/40 CABLE CHANNEL		
							16 PCS	9330000511	25 25 2290 mm PVC PRF (WHITE)		
							1 PCS	9530000009	25 25 1550 mm PVC PRF (GREY)		
							6 PCS	9330000076	3000 mm PVC SKIRTING		
						TOILETS & OFFICES (B143-111) (B143-112) (B143-211)	24 PCS	5630000180	KM 26/40 CABLE CHANNEL		
							16 PCS	9330000511	25 25 2290 mm PVC PRF (WHITE)		
							3 PCS	9530000009	25 25 1550 mm PVC PRF (GREY)		
							6 PCS	9330000076	3000 mm PVC SKIRTING		
						TOILETS (B143-115)	6 PCS	5630000180	KM 26/40 CABLE CHANNEL		
							4 PCS	9330000511	25 25 2290 mm PVC PRF (WHITE)		
							1 PCS	9530000009	25 25 1550 mm PVC PRF (GREY)		
							6 PCS	9330000076	3000 mm PVC SKIRTING		
						OFFICES (B143-15)	16 PCS	4730000345	RAILING HOLDER PRF.		
							2 PCS	5680001154	840 1200 mm FLYSCREEN		
							2 PCS	7230000009	VENETIAN BLIND		
							1 PCS	5340000032	PANIC BAR DOOR HANDLE		
							1 PCS	5340000144	PANIC BAR		
							1 PCS	5340000066	HYDROLIC DOOR CLOSURE		
							1 PCS		PANIC BAR ASSEMBLY PIECE		
							1 PCS	9535000002	DORCE STICKER		
							22 PCS	5306000048	M12 SPECIAL BOLT + NUT		
							46 PCS	5306000131	DIN 933 8.8 M12 30 BOLT		
							46 PCS	5310000106	DIN 934 8.8 M12 NUT		
							92 PCS	5310000092	DIN 125 ST37 M12 WASHER		
							25 PCS	5330000028	PVC GASGET		
							2 PCS	5306000071	M6x60 BOLT- NUT		
							32 PCS	5305000073	SCREW 4,8 19		
							16 PCS	5305000074	SCREW 5,5 50		
							64 PCS	5305000104	SCREW 3,5 25		
							3 PCS	5305000019	SCREW 4,2 45		
TOTAL		13935,00	14279,00		55,91			Country of origin/Pays d'origine : TURKEY			Page N° 24 / 32

				SUPPLIER - Fournisseur -		PACKING LIST		PL	
				 DORCE <small>PREFABRICATED BUILDING AND CONSTRUCTION INDUSTRY TRADE INC.</small>		Liste de colisage			
						N° PO Chrono	Activité-Unité	Code Eng	N° ordre
				Number of Packages Nombre de colis	Total Net Weight Poids Net Total	Total Gross Weight Poids Brut Total	Total Volume Volume Total		
				8	13935,000 KGS	14279,000 KGS	55,907		
FINAL DESTINATION Destination Finale				Loading Date La Date de Chargement		Truck N° Camion N°		Container Serial N° Conteneur Sériel N°	
FRANCE									
Package N° Colis N°	Quantity of Package Quantité de Colis	Unit weight in Kg Poids unitaire en Kg		Measurement ( in centimeters) Length x Width x Height Dimensions ( en centimeters ) Longueur x Largeur x Hauteur	Unit volume in Volume unitaire en M3	ITEM / TAG N°	Quantity Quantités	Description of goods	
		Net Net	Gross Brut					Désignation des marchandises	
						OFFICES (B143-15)	87 PCS	5305000009	SCREW 3,9 22
							36 PCS	5320000004	RIVET 5 25
							57 PCS	5340000063	SCREW CAP
							15 PCS	8030000027	WHITE SILICONE
							18 PCS	5340000341	M8 75 ANCHOR
						OFFICES (B143-104)	16 PCS	4730000345	RAILING HOLDER PRF.
							2 PCS	5680001154	840 1200 mm FLYSCREEN
							2 PCS	7230000009	VENETIAN BLIND
							1 PCS	5340000032	PANIC BAR DOOR HANDLE
							1 PCS	5340000144	PANIC BAR
							1 PCS	5340000066	HYDROLIC DOOR CLOSURE
							1 PCS		PANIC BAR ASSEMBLY PIECE
							1 PCS	9535000002	DORCE STICKER
							18 PCS	5306000048	M12 SPECIAL BOLT + NUT
							46 PCS	5306000131	DIN 933 8.8 M12 30 BOLT
							46 PCS	5310000106	DIN 934 8.8 M12 NUT
							92 PCS	5310000092	DIN 125 ST37 M12 WASHER
							25 PCS	5330000028	PVC GASGET
							2 PCS	5306000071	M6x60 BOLT- NUT
							32 PCS	5305000073	SCREW 4,8 19
							16 PCS	5305000074	SCREW 5,5 50
							64 PCS	5305000104	SCREW 3,5 25
							3 PCS	5305000019	SCREW 4,2 45
							83 PCS	5305000009	SCREW 3,9 22
							36 PCS	5320000004	RIVET 5 25
							57 PCS	5340000063	SCREW CAP
							15 PCS	8030000027	WHITE SILICONE
							18 PCS	5340000341	M8 75 ANCHOR
						OFFICES (B143-105)	16 PCS	4730000345	RAILING HOLDER PRF.
							2 PCS	5680001154	840 1200 mm FLYSCREEN
							2 PCS	7230000009	VENETIAN BLIND
							1 PCS	5340000032	PANIC BAR DOOR HANDLE
							1 PCS	5340000144	PANIC BAR
							1 PCS	5340000066	HYDROLIC DOOR CLOSURE
							1 PCS		PANIC BAR ASSEMBLY PIECE
TOTAL		13935,00	14279,00		55,91			Country of origin/Pays d'origine : TURKEY	
									Page N° 25 / 32

SUPPLIER - Fournisseur -		PACKING LIST				PL				
 PREFABRICATED BUILDING AND CONSTRUCTION INDUSTRY TRADE INC.		Liste de colisage				Code Eng		N° ordre		avt
		N° P0 Chrono		PO		Activité-Unité		2000		1
Number of Packages <i>Nombre de colis</i>		Total Net Weight <i>Poids Net Total</i>		Total Gross Weight <i>Poids Brut Total</i>		Total Volume <i>Volume Total</i>				
8		13935,000 KGS		14279,000 KGS		55,907				
FINAL DESTINATION <i>Destination Finale</i>		Loading Date <i>La Date de Chargement</i>		Truck N° <i>Camion N°</i>		Container Serial N° <i>Conteneur Sériel N°</i>		Container N° <i>Conteneur N°</i>		
FRANCE										
Package N° <i>Colis N°</i>	Quantity of Package <i>Quantité de Colis</i>	Unit weight in Kg <i>Poids unitaire en Kg</i>		Measurement ( in centimeters) <i>Length x Width x Height</i> <i>Dimensions ( en centimeters )</i> <i>Longueur x Largeur x Hauteur</i>	Unit volume in <i>Volume unitaire en</i> <i>M3</i>	ITEM / TAG <i>N°</i>	Quantity <i>Quantités</i>	Description of goods <i>Désignation des marchandises</i>		
		Net	Gross							
		<i>Net</i>	<i>Brut</i>							
						OFFICES (B143-105)	1 PCS	9535000002	DORCE STICKER	
							18 PCS	5306000048	M12 SPECIAL BOLT + NUT	
							46 PCS	5306000131	DIN 933 8.8 M12 30 BOLT	
							46 PCS	5310000106	DIN 934 8.8 M12 NUT	
							92 PCS	5310000092	DIN 125 ST37 M12 WASHER	
							25 PCS	5330000028	PVC GASGET	
							2 PCS	5306000071	M6x60 BOLT- NUT	
							32 PCS	5305000073	SCREW 4,8 19	
							16 PCS	5305000074	5,5 50 MM SCREW	
							64 PCS	5305000104	SCREW 3,5 25	
							3 PCS	5305000019	SCREW 4,2 45	
							84 PCS	5305000009	SCREW 3,9 22	
							36 PCS	5320000004	RIVET 5 25	
							57 PCS	5340000063	SCREW CAP	
							15 PCS	8030000027	WHITE SILICONE	
							18 PCS	5340000341	M8 75 ANCHOR	
						OFFICES (B800-04)	16 PCS	4730000345	RAILING HOLDER PRF.	
							1 PCS	5680001154	840 1200 mm FLYSCREEN	
							1 PCS	7230000009	VENETIAN BLIND	
							1 PCS	5340000032	PANIC BAR DOOR HANDLE	
							1 PCS	5340000144	PANIC BAR	
							1 PCS	5340000066	HYDROLIC DOOR CLOSURE	
							1 PCS		PANIC BAR ASSEMBLY PIECE	
							1 PCS	9535000002	DORCE STICKER	
							14 PCS	5306000048	M12 SPECIAL BOLT + NUT	
							46 PCS	5306000131	DIN 933 8.8 M12 30 BOLT	
							46 PCS	5310000106	DIN 934 8.8 M12 NUT	
							92 PCS	5310000092	DIN 125 ST37 M12 WASHER	
							25 PCS	5330000028	PVC GASGET	
							2 PCS	5306000071	M6x60 BOLT- NUT	
							32 PCS	5305000073	4,8 19 MM SCREW	
							16 PCS	5305000074	5,5 50 MM SCREW	
							64 PCS	5305000104	3,5 25 MM SCREW	
							3 PCS	5305000019	4,2 45 MM SCREW	
							83 PCS	5305000009	3,9 22 MM SCREW	
TOTAL		13935,00	14279,00		55,91			Country of origin/Pays d'origine : TURKEY		
								Page N°		26 / 32

Package N° Colis N°		Quantity of Package Quantité de Colis		Unit weight in Kg Poids unitaire en Kg Net Gross Net Brut		Measurement ( in centimeters) Length x Width x Height Dimensions ( en centimeters ) Longueur x Largeur x Hauteur		Unit volume in Volume unitaire en M3		ITEM / TAG N°		Quantity Quantités		Description of goods Désignation des marchandises																																																																																																																																																																																																																																																																																																																																																																																																																																																																																																																																																																																																																		
<b>SUPPLIER - Fournisseur -</b>  PREFABRICATED BUILDING AND CONSTRUCTION INDUSTRY TRADE INC.										<b>PACKING LIST</b> <i>Liste de colisage</i>					<b>PL</b>																																																																																																																																																																																																																																																																																																																																																																																																																																																																																																																																																																																																																	
					N° P0 Chrono		PO		Activité-Unité		Code Eng 2000		N° ordre 1		avt																																																																																																																																																																																																																																																																																																																																																																																																																																																																																																																																																																																																																	
Number of Packages <i>Nombre de colis</i> 8					Total Net Weight <i>Poids Net Total</i> 13935,000 KGS					Total Gross Weight <i>Poids Brut Total</i> 14279,000 KGS					Total Volume <i>Volume Total</i> 55,907																																																																																																																																																																																																																																																																																																																																																																																																																																																																																																																																																																																																																	
FINAL DESTINATION <i>Destination Finale</i> <b>FRANCE</b>					Loading Date <i>La Date de Chargement</i>					Truck N° <i>Camion N°</i>					Container Serial N° <i>Conteneur Sériel N°</i>					Container N° <i>Conteneur N°</i>																																																																																																																																																																																																																																																																																																																																																																																																																																																																																																																																																																																																												
<table border="1"> <thead> <tr> <th colspan="2">Package N° Colis N°</th> <th colspan="2">Quantity of Package Quantité de Colis</th> <th colspan="2">Unit weight in Kg Poids unitaire en Kg Net Gross Net Brut</th> <th colspan="2">Measurement ( in centimeters) Length x Width x Height Dimensions ( en centimeters ) Longueur x Largeur x Hauteur</th> <th colspan="2">Unit volume in Volume unitaire en M3</th> <th colspan="2">ITEM / TAG N°</th> <th colspan="2">Quantity Quantités</th> <th colspan="2">Description of goods Désignation des marchandises</th> </tr> </thead> <tbody> <tr> <td colspan="2"></td> <td colspan="2"></td> <td colspan="2"></td> <td colspan="2"></td> <td colspan="2"></td> <td colspan="2">OFFICES (B800-04)</td> <td colspan="2">36 PCS</td> <td colspan="2">5320000004 5 25 RIVET</td> </tr> <tr> <td colspan="2"></td> <td colspan="2"></td> <td colspan="2"></td> <td colspan="2"></td> <td colspan="2"></td> <td colspan="2"></td> <td colspan="2">57 PCS</td> <td colspan="2">5340000063 SCREW CAP</td> </tr> <tr> <td colspan="2"></td> <td colspan="2"></td> <td colspan="2"></td> <td colspan="2"></td> <td colspan="2"></td> <td colspan="2"></td> <td colspan="2">15 PCS</td> <td colspan="2">8030000027 WHITE SILICONE</td> </tr> <tr> <td colspan="2"></td> <td colspan="2"></td> <td colspan="2"></td> <td colspan="2"></td> <td colspan="2"></td> <td colspan="2"></td> <td colspan="2">18 PCS</td> <td colspan="2">5340000341 M8 75 ANCHOR</td> </tr> <tr> <td colspan="2"></td> <td colspan="2"></td> <td colspan="2"></td> <td colspan="2"></td> <td colspan="2"></td> <td colspan="2">OFFICES (B800-05)</td> <td colspan="2">16 PCS</td> <td colspan="2">4730000345 RAILING HOLDER PRF.</td> </tr> <tr> <td colspan="2"></td> <td colspan="2"></td> <td colspan="2"></td> <td colspan="2"></td> <td colspan="2"></td> <td colspan="2"></td> <td colspan="2">1 PCS</td> <td colspan="2">5680001154 840 1200 mm FLYSCREEN</td> </tr> <tr> <td colspan="2"></td> <td colspan="2"></td> <td colspan="2"></td> <td colspan="2"></td> <td colspan="2"></td> <td colspan="2"></td> <td colspan="2">1 PCS</td> <td colspan="2">7230000009 VENETIAN BLIND</td> </tr> <tr> <td colspan="2"></td> <td colspan="2"></td> <td colspan="2"></td> <td colspan="2"></td> <td colspan="2"></td> <td colspan="2"></td> <td colspan="2">1 PCS</td> <td colspan="2">5340000032 PANIC BAR DOOR HANDLE</td> </tr> <tr> <td colspan="2"></td> <td colspan="2"></td> <td colspan="2"></td> <td colspan="2"></td> <td colspan="2"></td> <td colspan="2"></td> <td colspan="2">1 PCS</td> <td colspan="2">5340000144 PANIC BAR</td> </tr> <tr> <td colspan="2"></td> <td colspan="2"></td> <td colspan="2"></td> <td colspan="2"></td> <td colspan="2"></td> <td colspan="2"></td> <td colspan="2">1 PCS</td> <td colspan="2">5340000066 HYDROLIC DOOR CLOSURE</td> </tr> <tr> <td colspan="2"></td> <td colspan="2"></td> <td colspan="2"></td> <td colspan="2"></td> <td colspan="2"></td> <td colspan="2"></td> <td colspan="2">1 PCS</td> <td colspan="2">PANIC BAR ASSEMBLY PIECE</td> </tr> <tr> <td colspan="2"></td> <td colspan="2"></td> <td colspan="2"></td> <td colspan="2"></td> <td colspan="2"></td> <td colspan="2"></td> <td colspan="2">1 PCS</td> <td colspan="2">9535000002 DORCE STICKER</td> </tr> <tr> <td colspan="2"></td> <td colspan="2"></td> <td colspan="2"></td> <td colspan="2"></td> <td colspan="2"></td> <td colspan="2"></td> <td colspan="2">15 PCS</td> <td colspan="2">5306000048 M12 SPECIAL BOLT + NUT</td> </tr> <tr> <td colspan="2"></td> <td colspan="2"></td> <td colspan="2"></td> <td colspan="2"></td> <td colspan="2"></td> <td colspan="2"></td> <td colspan="2">46 PCS</td> <td colspan="2">5306000131 DIN 933 8.8 M12 30 BOLT</td> </tr> <tr> <td colspan="2"></td> <td colspan="2"></td> <td colspan="2"></td> <td colspan="2"></td> <td colspan="2"></td> <td colspan="2"></td> <td colspan="2">46 PCS</td> <td colspan="2">5310000106 DIN 934 8.8 M12 NUT</td> </tr> <tr> <td colspan="2"></td> <td colspan="2"></td> <td colspan="2"></td> <td colspan="2"></td> <td colspan="2"></td> <td colspan="2"></td> <td colspan="2">92 PCS</td> <td colspan="2">5310000092 DIN 125 ST37 M12 WASHER</td> </tr> <tr> <td colspan="2"></td> <td colspan="2"></td> <td colspan="2"></td> <td colspan="2"></td> <td colspan="2"></td> <td colspan="2"></td> <td colspan="2">25 PCS</td> <td colspan="2">5330000028 PVC GASGET</td> </tr> <tr> <td colspan="2"></td> <td colspan="2"></td> <td colspan="2"></td> <td colspan="2"></td> <td colspan="2"></td> <td colspan="2"></td> <td colspan="2">2 PCS</td> <td colspan="2">5306000071 M6x60 BOLT- NUT</td> </tr> <tr> <td colspan="2"></td> <td colspan="2"></td> <td colspan="2"></td> <td colspan="2"></td> <td colspan="2"></td> <td colspan="2"></td> <td colspan="2">32 PCS</td> <td colspan="2">5305000073 4,8 19 MM SCREW</td> </tr> <tr> <td colspan="2"></td> <td colspan="2"></td> <td colspan="2"></td> <td colspan="2"></td> <td colspan="2"></td> <td colspan="2"></td> <td colspan="2">16 PCS</td> <td colspan="2">5305000074 5,5 50 MM SCREW</td> </tr> <tr> <td colspan="2"></td> <td colspan="2"></td> <td colspan="2"></td> <td colspan="2"></td> <td colspan="2"></td> <td colspan="2"></td> <td colspan="2">64 PCS</td> <td colspan="2">5305000104 3,5 25 MM SCREW</td> </tr> <tr> <td colspan="2"></td> <td colspan="2"></td> <td colspan="2"></td> <td colspan="2"></td> <td colspan="2"></td> <td colspan="2"></td> <td colspan="2">3 PCS</td> <td colspan="2">5305000019 4,2 45 SCREW</td> </tr> <tr> <td colspan="2"></td> <td colspan="2"></td> <td colspan="2"></td> <td colspan="2"></td> <td colspan="2"></td> <td colspan="2"></td> <td colspan="2">83 PCS</td> <td colspan="2">5305000009 3,9 22 MM SCREW</td> </tr> <tr> <td colspan="2"></td> <td colspan="2"></td> <td colspan="2"></td> <td colspan="2"></td> <td colspan="2"></td> <td colspan="2"></td> <td colspan="2">36 PCS</td> <td colspan="2">5320000004 5 25 RIVET</td> </tr> <tr> <td colspan="2"></td> <td colspan="2"></td> <td colspan="2"></td> <td colspan="2"></td> <td colspan="2"></td> <td colspan="2"></td> <td colspan="2">57 PCS</td> <td colspan="2">5340000063 SCREW CAP</td> </tr> <tr> <td colspan="2"></td> <td colspan="2"></td> <td colspan="2"></td> <td colspan="2"></td> <td colspan="2"></td> <td colspan="2"></td> <td colspan="2">15 PCS</td> <td colspan="2">8030000027 WHITE SILICONE</td> </tr> <tr> <td colspan="2"></td> <td colspan="2"></td> <td colspan="2"></td> <td colspan="2"></td> <td colspan="2"></td> <td colspan="2"></td> <td colspan="2">18 PCS</td> <td colspan="2">5340000341 M8 75 ANCHOR</td> </tr> <tr> <td colspan="2"></td> <td colspan="2"></td> <td colspan="2"></td> <td colspan="2"></td> <td colspan="2"></td> <td colspan="2">TOILETS &amp; OFFICES (B143-100) (B143-200)</td> <td colspan="2">62 PCS</td> <td colspan="2">4730000345 RAILING HOLDER PRF.</td> </tr> <tr> <td colspan="2"></td> <td colspan="2"></td> <td colspan="2"></td> <td colspan="2"></td> <td colspan="2"></td> <td colspan="2"></td> <td colspan="2">2 PCS</td> <td colspan="2">5680001154 840 1200 mm FLYSCREEN</td> </tr> <tr> <td colspan="2"></td> <td colspan="2"></td> <td colspan="2"></td> <td colspan="2"></td> <td colspan="2"></td> <td colspan="2"></td> <td colspan="2">2 PCS</td> <td colspan="2">7230000009 VENETIAN BLIND</td> </tr> <tr> <td colspan="2"></td> <td colspan="2"></td> <td colspan="2"></td> <td colspan="2"></td> <td colspan="2"></td> <td colspan="2"></td> <td colspan="2">3 PCS</td> <td colspan="2">5340000032 PANIC BAR DOOR HANDLE</td> </tr> <tr> <td colspan="2"></td> <td colspan="2"></td> <td colspan="2"></td> <td colspan="2"></td> <td colspan="2"></td> <td colspan="2"></td> <td colspan="2">3 PCS</td> <td colspan="2">5340000144 PANIC BAR</td> </tr> <tr> <td colspan="2"></td> <td colspan="2"></td> <td colspan="2"></td> <td colspan="2"></td> <td colspan="2"></td> <td colspan="2"></td> <td colspan="2">3 PCS</td> <td colspan="2">5340000066 HYDROLIC DOOR CLOSURE</td> </tr> <tr> <td colspan="2"></td> <td colspan="2"></td> <td colspan="2"></td> <td colspan="2"></td> <td colspan="2"></td> <td colspan="2"></td> <td colspan="2">3 PCS</td> <td colspan="2">PANIC BAR ASSEMBLY PIECE</td> </tr> <tr> <td colspan="2"></td> <td colspan="2"></td> <td colspan="2"></td> <td colspan="2"></td> <td colspan="2"></td> <td colspan="2"></td> <td colspan="2">2 PCS</td> <td colspan="2">5670000040 DOOR LATCH 12MM</td> </tr> <tr> <td colspan="4">TOTAL</td> <td>13935,00</td> <td>14279,00</td> <td colspan="2"></td> <td>55,91</td> <td colspan="2"></td> <td colspan="5">Country of origin/Pays d'origine : TURKEY</td> <td>Page N° 27 / 32</td> </tr> </tbody> </table>																Package N° Colis N°		Quantity of Package Quantité de Colis		Unit weight in Kg Poids unitaire en Kg Net Gross Net Brut		Measurement ( in centimeters) Length x Width x Height Dimensions ( en centimeters ) Longueur x Largeur x Hauteur		Unit volume in Volume unitaire en M3		ITEM / TAG N°		Quantity Quantités		Description of goods Désignation des marchandises												OFFICES (B800-04)		36 PCS		5320000004 5 25 RIVET														57 PCS		5340000063 SCREW CAP														15 PCS		8030000027 WHITE SILICONE														18 PCS		5340000341 M8 75 ANCHOR												OFFICES (B800-05)		16 PCS		4730000345 RAILING HOLDER PRF.														1 PCS		5680001154 840 1200 mm FLYSCREEN														1 PCS		7230000009 VENETIAN BLIND														1 PCS		5340000032 PANIC BAR DOOR HANDLE														1 PCS		5340000144 PANIC BAR														1 PCS		5340000066 HYDROLIC DOOR CLOSURE														1 PCS		PANIC BAR ASSEMBLY PIECE														1 PCS		9535000002 DORCE STICKER														15 PCS		5306000048 M12 SPECIAL BOLT + NUT														46 PCS		5306000131 DIN 933 8.8 M12 30 BOLT														46 PCS		5310000106 DIN 934 8.8 M12 NUT														92 PCS		5310000092 DIN 125 ST37 M12 WASHER														25 PCS		5330000028 PVC GASGET														2 PCS		5306000071 M6x60 BOLT- NUT														32 PCS		5305000073 4,8 19 MM SCREW														16 PCS		5305000074 5,5 50 MM SCREW														64 PCS		5305000104 3,5 25 MM SCREW														3 PCS		5305000019 4,2 45 SCREW														83 PCS		5305000009 3,9 22 MM SCREW														36 PCS		5320000004 5 25 RIVET														57 PCS		5340000063 SCREW CAP														15 PCS		8030000027 WHITE SILICONE														18 PCS		5340000341 M8 75 ANCHOR												TOILETS & OFFICES (B143-100) (B143-200)		62 PCS		4730000345 RAILING HOLDER PRF.														2 PCS		5680001154 840 1200 mm FLYSCREEN														2 PCS		7230000009 VENETIAN BLIND														3 PCS		5340000032 PANIC BAR DOOR HANDLE														3 PCS		5340000144 PANIC BAR														3 PCS		5340000066 HYDROLIC DOOR CLOSURE														3 PCS		PANIC BAR ASSEMBLY PIECE														2 PCS		5670000040 DOOR LATCH 12MM		TOTAL				13935,00	14279,00			55,91			Country of origin/Pays d'origine : TURKEY					Page N° 27 / 32
Package N° Colis N°		Quantity of Package Quantité de Colis		Unit weight in Kg Poids unitaire en Kg Net Gross Net Brut		Measurement ( in centimeters) Length x Width x Height Dimensions ( en centimeters ) Longueur x Largeur x Hauteur		Unit volume in Volume unitaire en M3		ITEM / TAG N°		Quantity Quantités		Description of goods Désignation des marchandises																																																																																																																																																																																																																																																																																																																																																																																																																																																																																																																																																																																																																		
										OFFICES (B800-04)		36 PCS		5320000004 5 25 RIVET																																																																																																																																																																																																																																																																																																																																																																																																																																																																																																																																																																																																																		
												57 PCS		5340000063 SCREW CAP																																																																																																																																																																																																																																																																																																																																																																																																																																																																																																																																																																																																																		
												15 PCS		8030000027 WHITE SILICONE																																																																																																																																																																																																																																																																																																																																																																																																																																																																																																																																																																																																																		
												18 PCS		5340000341 M8 75 ANCHOR																																																																																																																																																																																																																																																																																																																																																																																																																																																																																																																																																																																																																		
										OFFICES (B800-05)		16 PCS		4730000345 RAILING HOLDER PRF.																																																																																																																																																																																																																																																																																																																																																																																																																																																																																																																																																																																																																		
												1 PCS		5680001154 840 1200 mm FLYSCREEN																																																																																																																																																																																																																																																																																																																																																																																																																																																																																																																																																																																																																		
												1 PCS		7230000009 VENETIAN BLIND																																																																																																																																																																																																																																																																																																																																																																																																																																																																																																																																																																																																																		
												1 PCS		5340000032 PANIC BAR DOOR HANDLE																																																																																																																																																																																																																																																																																																																																																																																																																																																																																																																																																																																																																		
												1 PCS		5340000144 PANIC BAR																																																																																																																																																																																																																																																																																																																																																																																																																																																																																																																																																																																																																		
												1 PCS		5340000066 HYDROLIC DOOR CLOSURE																																																																																																																																																																																																																																																																																																																																																																																																																																																																																																																																																																																																																		
												1 PCS		PANIC BAR ASSEMBLY PIECE																																																																																																																																																																																																																																																																																																																																																																																																																																																																																																																																																																																																																		
												1 PCS		9535000002 DORCE STICKER																																																																																																																																																																																																																																																																																																																																																																																																																																																																																																																																																																																																																		
												15 PCS		5306000048 M12 SPECIAL BOLT + NUT																																																																																																																																																																																																																																																																																																																																																																																																																																																																																																																																																																																																																		
												46 PCS		5306000131 DIN 933 8.8 M12 30 BOLT																																																																																																																																																																																																																																																																																																																																																																																																																																																																																																																																																																																																																		
												46 PCS		5310000106 DIN 934 8.8 M12 NUT																																																																																																																																																																																																																																																																																																																																																																																																																																																																																																																																																																																																																		
												92 PCS		5310000092 DIN 125 ST37 M12 WASHER																																																																																																																																																																																																																																																																																																																																																																																																																																																																																																																																																																																																																		
												25 PCS		5330000028 PVC GASGET																																																																																																																																																																																																																																																																																																																																																																																																																																																																																																																																																																																																																		
												2 PCS		5306000071 M6x60 BOLT- NUT																																																																																																																																																																																																																																																																																																																																																																																																																																																																																																																																																																																																																		
												32 PCS		5305000073 4,8 19 MM SCREW																																																																																																																																																																																																																																																																																																																																																																																																																																																																																																																																																																																																																		
												16 PCS		5305000074 5,5 50 MM SCREW																																																																																																																																																																																																																																																																																																																																																																																																																																																																																																																																																																																																																		
												64 PCS		5305000104 3,5 25 MM SCREW																																																																																																																																																																																																																																																																																																																																																																																																																																																																																																																																																																																																																		
												3 PCS		5305000019 4,2 45 SCREW																																																																																																																																																																																																																																																																																																																																																																																																																																																																																																																																																																																																																		
												83 PCS		5305000009 3,9 22 MM SCREW																																																																																																																																																																																																																																																																																																																																																																																																																																																																																																																																																																																																																		
												36 PCS		5320000004 5 25 RIVET																																																																																																																																																																																																																																																																																																																																																																																																																																																																																																																																																																																																																		
												57 PCS		5340000063 SCREW CAP																																																																																																																																																																																																																																																																																																																																																																																																																																																																																																																																																																																																																		
												15 PCS		8030000027 WHITE SILICONE																																																																																																																																																																																																																																																																																																																																																																																																																																																																																																																																																																																																																		
												18 PCS		5340000341 M8 75 ANCHOR																																																																																																																																																																																																																																																																																																																																																																																																																																																																																																																																																																																																																		
										TOILETS & OFFICES (B143-100) (B143-200)		62 PCS		4730000345 RAILING HOLDER PRF.																																																																																																																																																																																																																																																																																																																																																																																																																																																																																																																																																																																																																		
												2 PCS		5680001154 840 1200 mm FLYSCREEN																																																																																																																																																																																																																																																																																																																																																																																																																																																																																																																																																																																																																		
												2 PCS		7230000009 VENETIAN BLIND																																																																																																																																																																																																																																																																																																																																																																																																																																																																																																																																																																																																																		
												3 PCS		5340000032 PANIC BAR DOOR HANDLE																																																																																																																																																																																																																																																																																																																																																																																																																																																																																																																																																																																																																		
												3 PCS		5340000144 PANIC BAR																																																																																																																																																																																																																																																																																																																																																																																																																																																																																																																																																																																																																		
												3 PCS		5340000066 HYDROLIC DOOR CLOSURE																																																																																																																																																																																																																																																																																																																																																																																																																																																																																																																																																																																																																		
												3 PCS		PANIC BAR ASSEMBLY PIECE																																																																																																																																																																																																																																																																																																																																																																																																																																																																																																																																																																																																																		
												2 PCS		5670000040 DOOR LATCH 12MM																																																																																																																																																																																																																																																																																																																																																																																																																																																																																																																																																																																																																		
TOTAL				13935,00	14279,00			55,91			Country of origin/Pays d'origine : TURKEY					Page N° 27 / 32																																																																																																																																																																																																																																																																																																																																																																																																																																																																																																																																																																																																																

Package N°		Quantity of Package		Unit weight in Kg		Measurement ( in centimeters)		Unit volume in		ITEM / TAG		Quantity		Description of goods	
Colis N°		Quantité de Colis		Poids unitaire en Kg		Length x Width x Height		Volume unitaire en M3		N°		Quantités		Désignation des marchandises	
				Net		Gross									
				Net		Brut									
				13935,00		14279,00		55,91						Country of origin/Pays d'origine : TURKEY	
TOTAL				13935,00		14279,00		55,91						Page N° 28 / 32	

SUPPLIER - Fournisseur -



## PACKING LIST

Liste de colisage

PL

N° P0 Chrono

Activité-Unité

Code Eng

N° ordre

avt

PO

2000

1

Number of Packages

Nombre de colis

8

Total Net Weight

Poids Net Total

13935,000 KGS

Total Gross Weight

Poids Brut Total

14279,000 KGS

Total Volume

Volume Total

55,907

FINAL DESTINATION

Destination Finale

FRANCE

Loading Date  
La Date de ChargementTruck N°  
Camion N°Container Serial N°  
Conteneur Sériel N°Container N°  
Conteneur N°

Package N°		Quantity of Package		Unit weight in Kg		Measurement ( in centimeters)		Unit volume in		ITEM / TAG		Quantity		Description of goods	
Colis N°		Quantité de Colis		Poids unitaire en Kg		Length x Width x Height		Volume unitaire en M3		N°		Quantités		Désignation des marchandises	
				Net		Gross									
				Net		Brut									
				Net		Brut									
				13935,00		14279,00		55,91						Country of origin/Pays d'origine : TURKEY	
														Page N° 29 / 32	



## PACKING LIST

Liste de colisage

PL

N° P0 Chrono

Activité-Unité

Code Eng

N° ordre

avt

PO

2000

1

Number of Packages

Nombre de colis

8

Total Net Weight

Poids Net Total

13935,000 KGS

Total Gross Weight

Poids Brut Total

14279,000 KGS

Total Volume

Volume Total

55,907

FINAL DESTINATION

Destination Finale

FRANCE

Loading Date

La Date de Chargement

Truck N°

Camion N°

Container Serial N°

Conteneur Sériel N°

Container N°

Conteneur N°

Package N°		Quantity of Package		Unit weight in Kg		Measurement ( in centimeters ) Length x Width x Height Dimensions ( en centimeters ) Longueur x Largeur x Hauteur	Unit volume in Volume unitaire en M3	ITEM / TAG N°	Quantity Quantités	Description of goods Désignation des marchandises					
Colis N°	Quantité de Colis	Net	Gross	Net	Brut										
FINAL DESTINATION Destination Finale <b>FRANCE</b>								Loading Date La Date de Chargement		Truck N° Camion N°		Container Serial N° Conteneur Sériel N°		Container N° Conteneur N°	
								Number of Packages Nombre de colis 8		Total Net Weight Poids Net Total 13935,000 KGS		Total Gross Weight Poids Brut Total 14279,000 KGS		Total Volume Volume Total 55,907	
TOTAL				13935,00	14279,00			55,91	Country of origin/Pays d'origine : TURKEY				Page N° 30 / 32		

**PACKING LIST**

Liste de colisage

**PL**

N° P0 Chrono

Activité-Unité

Code Eng

N° ordre

avt

**PO**

2000

1

Number of Packages  
Nombre de colis  
8

Total Net Weight  
Poids Net Total  
13935,000 KGS

Total Gross Weight  
Poids Brut Total  
14279,000 KGS

Total Volume  
Volume Total  
55,907

Loading Date  
La Date de Chargement

Truck N°  
Camion N°

Container Serial N°  
Conteneur Sériel N°

Container N°  
Conteneur N°

Package N°  
Colis N°

Quantity of Package  
Quantité de Colis

Unit weight in Kg  
Poids unitaire en Kg

Net  
Net

Gross  
Brut

Measurement ( in centimeters )  
Length x Width x Height  
Dimensions ( en centimeters )  
Longueur x Largeur x Hauteur

Unit volume in  
Volume unitaire en  
M3

ITEM / TAG  
N°

Quantity  
Quantités

Description of goods

Désignation des marchandises

TOILETS & OFFICES  
(B143-110) (B143-210)

62	PCS	4730000345	RAILING HOLDER PRF.
2	PCS	5680001154	840 1200 mm FLYSCREEN
2	PCS	7230000009	VENETIAN BLIND
3	PCS	5340000032	PANIC BAR DOOR HANDLE
3	PCS	5340000144	PANIC BAR
1	PCS	5340000066	HYDROLIC DOOR CLOSURE
3	PCS		PANIC BAR ASSEMBLY PIECE
2	PCS	5670000040	DOOR LATCH 12MM
8	PCS	5340000127	PVC KNUCKLE
8	PCS	5530000044	Q55 120 MM DOOR MATERIAL
1	PCS	9535000002	DORCE STICKER
80	PCS	5306000048	M12 SPECIAL BOLT + NUT
141	PCS	5306000131	DIN 933 8.8 M12 30 BOLT
141	PCS	5310000106	DIN 934 8.8 M12 NUT
282	PCS	5310000092	DIN 125 ST37 M12 WASHER
50	PCS	5330000028	PVC GASGET
2	PCS	5306000071	M6x60 BOLT- NUT
124	PCS	5305000073	4,8 19 MM SCREW
62	PCS	5305000074	5,5 50 MM SCREW
168	PCS	5305000104	3,5 25 MM SCREW
3	PCS	5305000019	4,2 45 SCREW
146	PCS	5305000009	3,9 22 MM SCREW
34	PCS	5305000038	4,2 38 MM SCREW
72	PCS	5320000004	5 25 RIVET
169	PCS	5340000063	SCREW CAP
15	PCS	8030000027	WHITE SILICONE
34	PCS	5340000341	M8 75 ANCHOR
62	PCS	4730000345	RAILING HOLDER PRF.
7	PCS	5680001154	840 1200 mm FLYSCREEN
7	PCS	7230000009	VENETIAN BLIND
3	PCS	5340000032	PANIC BAR DOOR HANDLE
3	PCS	5340000144	PANIC BAR
3	PCS	5340000066	HYDROLIC DOOR CLOSURE
3	PCS		PANIC BAR ASSEMBLY PIECE
2	PCS	5670000040	DOOR LATCH 12MM

TOILETS & OFFICES  
(B143-111) (B143-112)  
(B143-211)

62	PCS	4730000345	RAILING HOLDER PRF.
7	PCS	5680001154	840 1200 mm FLYSCREEN
7	PCS	7230000009	VENETIAN BLIND
3	PCS	5340000032	PANIC BAR DOOR HANDLE
3	PCS	5340000144	PANIC BAR
3	PCS	5340000066	HYDROLIC DOOR CLOSURE
3	PCS		PANIC BAR ASSEMBLY PIECE
2	PCS	5670000040	DOOR LATCH 12MM

FINAL DESTINATION <i>Destination Finale</i> <b>FRANCE</b>				Loading Date <i>La Date de Chargement</i>		Truck N° <i>Camion N°</i>		Container Serial N° <i>Conteneur Sériel N°</i>		Container N° <i>Conteneur N°</i>		
Package N° <i>Colis N°</i>	Quantity of Package <i>Quantité de Colis</i>	Unit weight in Kg <i>Poids unitaire en Kg</i>		Measurement ( in centimeters) Length x Width x Height <i>Dimensions ( en centimeters ) Longueur x Largeur x Hauteur</i>	Unit volume in <i>Volume unitaire en M3</i>	ITEM / TAG N°	Quantity <i>Quantités</i>	Description of goods <i>Désignation des marchandises</i>				
		Net <i>Net</i>	Gross <i>Brut</i>									
						TOILETS & OFFICES (B143-111) (B143-112) (B143-211)	6 PCS 8 PCS 3 PCS 182 PCS 207 PCS 207 PCS 414 PCS 100 PCS 6 PCS 124 PCS 62 PCS 184 PCS 9 PCS 230 PCS 92 PCS 72 PCS 180 PCS 15 PCS 46 PCS	5340000127 5530000044 9535000002 5306000048 5306000131 5310000106 5310000092 5330000028 5306000071 5305000073 5305000074 5305000104 5305000019 5305000009 5305000038 5320000004 5340000063 8030000027 5340000341	PVC KNUCKLE Q55 120 MM DOOR MATERIAL DORCE STICKER M12 SPECIAL BOLT + NUT DIN 933 8.8 M12 30 BOLT DIN 934 8.8 M12 NUT DIN 125 ST37 M12 WASHER PVC GASGET M6x60 BOLT- NUT 4,8 19 MM SCREW 5,5 50 MM SCREW 3,5 25 MM SCREW 4,2 45 SCREW 3,9 22 MM SCREW 4,2 38 MM SCREW 5 25 RIVET SCREW CAP WHITE SILICONE M8 75 ANCHOR			
						TOILETS (B143-115)	16 PCS 1 PCS 1 PCS 1 PCS 1 PCS 1 PCS 3 PCS 4 PCS 1 PCS 18 PCS 46 PCS 46 PCS 92 PCS 25 PCS 2 PCS 32 PCS	4730000345 5340000032 5340000144 5340000066 5670000040 5340000127 5530000044 9535000002 5306000048 5306000131 5310000106 5310000092 5330000028 5306000071 5305000073	RAILING HOLDER PRF. PANIC BAR DOOR HANDLE PANIC BAR HYDROLIC DOOR CLOSURE PANIC BAR ASSEMBLY PIECE DOOR LATCH 12MM PVC KNUCKLE Q55 120 MM DOOR MATERIAL DORCE STICKER M12 SPECIAL BOLT + NUT DIN 933 8.8 M12 30 BOLT DIN 934 8.8 M12 NUT DIN 125 ST37 M12 WASHER PVC GASGET M6x60 BOLT- NUT 4,8 19 MM SCREW			
TOTAL		13935,00	14279,00		55,91			Country of origin/Pays d'origine : TURKEY				Page N° 31 / 32

SUPPLIER - Fournisseur -



PACKING LIST

Liste de colisage

PL

N° P0 Chrono

Activité-Unité

Code Eng

N° ordre

avt

PO

2000

1

Number of Packages

*Nombre de colis*

8

Total Net Weight

*Poids Net Total*

13935,000 KGS

Total Gross Weight

*Poids Brut Total*

14279,000 KGS

Total Volume

*Volume Total*

55,907

FINAL DESTINATION

*Destination Finale***FRANCE**

Loading Date

*La Date de Chargement*

Truck N°

*Camion N°*

Container Serial N°

*Conteneur Sériel N°*

Container N°

*Conteneur N°*

Package N°

Quantity of  
PackageUnit weight in Kg  
*Poids unitaire en Kg*

Measurement ( in centimeters)

Length x Width x Height

Unit volume in

*Volume unitaire en M3*ITEM / TAG  
N°

Quantity

*Quantités*

Description of goods

*Désignation des marchandises**Colis N°**Quantité de Colis**Net  
Brut**Dimensions ( en centimeters )  
Longueur x Largeur x Hauteur**Volume unitaire en M3*ITEM / TAG  
N°*Quantités**Désignation des marchandises*

TOTAL

13935,00

14279,00

55,91


Country of origin/Pays d'origine : TURKEY

Page N°

31 / 32



Package N°		Quantity of Package		Unit weight in Kg		Measurement ( in centimeters)		Unit volume in		ITEM / TAG		Quantity		Description of goods	
Colis N°		Quantité de Colis		Poids unitaire en Kg		Length x Width x Height		Volume unitaire en M3		N°		Quantités		Désignation des marchandises	
				Net		Gross									
				Net		Brut									
										TOILETS (B143-115)		16 PCS		5305000074 5,5 50 MM SCREW	
												64 PCS		5305000104 3,5 25 MM SCREW	
												3 PCS		5305000019 4,2 45 SCREW	
												85 PCS		5305000009 3,9 22 MM SCREW	
												36 PCS		5320000004 5 25 RIVET	
												59 PCS		5340000063 SCREW CAP	
												15 PCS		8030000027 WHITE SILICONE	
												18 PCS		5340000341 M8 75 ANCHOR	
TOTAL				13935,00		14279,00		55,91						Country of origin/Pays d'origine : TURKEY	

				<b>SUPPLIER - Fournisseur -</b>  <small>PREFABRICATED BUILDING AND CONSTRUCTION INDUSTRY TRADE INC.</small>		<b>PACKING LIST</b> <i>Liste de colisage</i>		Date 30/09/2015 <b>PL</b>			
						N° P0 Chrono	PO	Activité-Unité	Code Eng	N° ordre	avt
						2000	1				
				Number of Packages <i>Nombre de colis</i> 1		Total Net Weight <i>Poids Net Total</i> 2880,000 KGS		Total Gross Weight <i>Poids Brut Total</i> 2920,000 KGS		Total Volume <i>Volume Total</i> 26,680	
FINAL DESTINATION <i>Destination Finale</i> <b>FRANCE</b>				Loading Date La Date de Chargement		Truck N° Camion N°		Container Serial N° Conteneur Sériel N°		Container N° Conteneur N°	
Package N° <i>Colis N°</i>	Quantity of Package <i>Quantité de Colis</i>	Unit weight in Kg <i>Poids unitaire en Kg</i>		Measurement ( in centimeters) Length x Width x Height <i>Dimensions ( en centimeters ) Longueur x Largeur x Hauteur</i>		Unit volume in <i>Volume unitaire en M3</i>	ITEM / TAG N°	Quantity <i>Quantités</i>	Description of goods <i>Désignation des marchandises</i>		
		Net <i>Net</i>	Gross <i>Brut</i>						STORAGE CODE = XXX		
1 of 1 S-3	1 WOODEN PALLET	2880	2920	580 X 230 X 200	26,680		ALL CONTAINER MATERIALS	15 PCS 34 PCS 4 PCS 8 PCS 8 PCS 16 PCS 4 PCS 5 PCS 4 PCS 5 PCS 4 PCS 5 PKG 10 PCS 5 PCS 6 PCS 4 PCS 4 PCS 30 MT 10 M2 5 KG 6 MT 10 MT 5 MT 3 PCS 2 PCS 2 PCS 2 PCS 1 PCS 3 PCS 1 PCS 1 PCS 40 PCS 40 PCS 150 PCS 80 PCS 20 PCS 20 PCS 100 PCS 30 PCS 30 PCS 1 PCS 10 PCS	L: 722 MM BALLUSTRADÉ-1 L: 1087 MM BALLUSTRADÉ-2 L: 4433 MM BALLUSTRADÉ-3 L: 974 MM STAIR PRESSURE PROFILE L: 2920 MM STAIR CROSS PRF. L: 3049 MM STAIR CORNER COLUMN L: 671 MM STAIR ARM-2 1200X1184 MM PLATFORM L: 4542 MM STAIR ARM-1 80 MM ROCKWOOL 8*1250*2480 MM CEMENTBOARD 18*1250*2150 MM CEMENTBOARD L: 2720 MM EXTERNAL CORNER CLOSURE L: 2880 MM CHASSIS SIDE FLASHER L: 2924 MM CEILING SIDE FLASHER PVC "H" PRFOFILE (th=8MM) L= 3000 MM PVC FLOOR COVERING (th=2mm) PVC FLOOR ADHESIVE WELDING WIRE FOR PVC FLOOR COVERING PVC SKIRTING PROFILE PVC SKIRTING CAP 840*5840 MM TRAPEZOIDAL STEEL SHEET (th=0.7mm) FLY SCREEN for W1 WINDOWS WINDOW GLASS for W1 WINDOWS WINDOW HANDLE EXTERNAL-INTERNAL DOOR HANDLE EXTERNAL DOOR HINGE EXTERNAL DOOR HYDRAULIC DOOR CLOSURE EXTERNAL DOOR LOCK BOLT&NUT (M12x25) WASHER INSULATED SCREW, ABV 20 INSULATED SCREW, ABV 50 SCREW 3,5*25 (GLV) SCREW 3,5*35 (GLV) SCREW 3,9*22 (GLV) SCREW 4,2*38 (GLV) SCREW HEAD BLACK SLICON WHITE SLICON		
TOTAL		2880,00	2920,00		26,68				Country of origin/Pays d'origine : TURKEY		
									Page N°	1 / 1	